

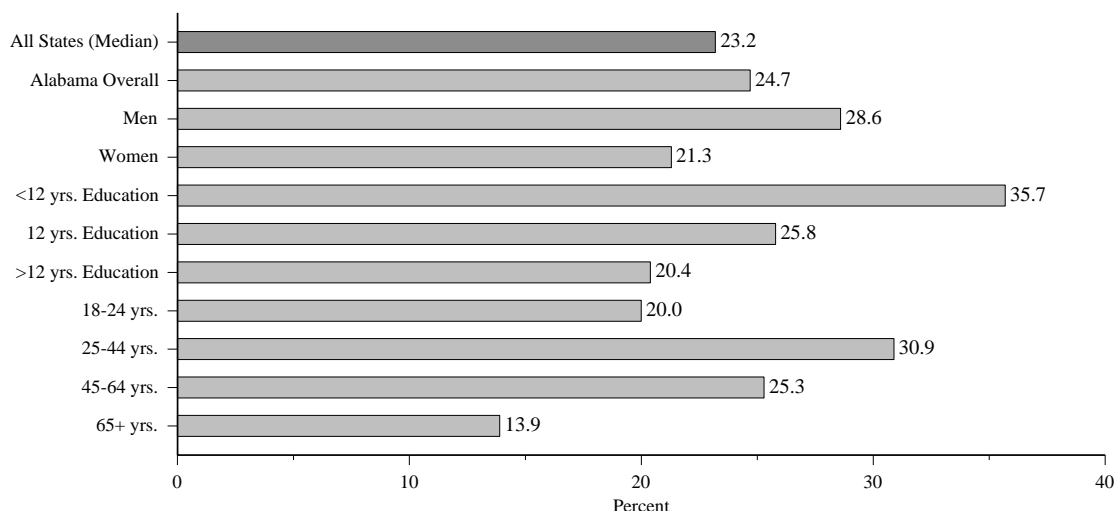


Alabama

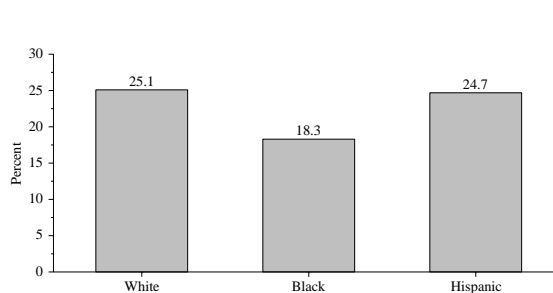
Number of Alabama youth projected to die prematurely from their smoking: 83,404

Adult Tobacco Use in Alabama

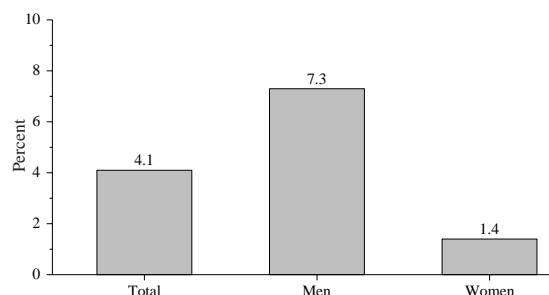
Current Cigarette Smoking Among Adults Aged 18 and Older, 1997



Current Cigarette Smoking Among Adults by Race/Ethnicity, 1996-1997



Current Smokeless Tobacco Use Among Adults Aged 18+, 1995-1996



Health Impact and Costs

AVERAGE ANNUAL DEATHS RELATED TO SMOKING, 1990-1994		AVERAGE ANNUAL YEARS OF POTENTIAL LIFE LOST,* 1990-1994	MEDICAL COSTS RELATED TO SMOKING, 1993	
Overall	7,055	101,953 years or an average of 14.5 years for each death due to smoking.	Ambulatory	\$182,440,000
Men	4,924		Hospital	\$270,290,000
Women	2,131		Nursing Home†	\$159,230,000
Death Rate	353/100,000		Drug	\$61,700,000
Rank	29	*Calculated to life expectancy	Other	\$138,370,000
(No. 1 is lowest death rate)			Total	\$812,030,000

†Preliminary estimates

Youth Tobacco Use

CIGARETTE SMOKING AMONG YOUTH, GRADES 9–12, 1997			SMOKELESS TOBACCO USE AMONG YOUTH, GRADES 9–12, 1997 (PAST MONTH)	
Past Month		Frequent		
All States	36.4%	16.7%	All States	9.3%
AL	35.8%	16.8%	AL	11.8%
Boys	39.5%	19.4%	Boys	22.1%
Girls	32.2%	14.2%	Girls	1.8%

Past Month = tobacco use on one or more days in the past month
Frequent = tobacco use on 20+ days in the past month

Number of Alabama youth exposed to ETS in the home in 1996: 289,110



Tobacco Control Legislation, 1998

Minors' Access to Tobacco Products

Minimum age for sale: 19

Penalties: Any person who sells to a minor will be fined \$10 – \$50.

Illegal for minors to:

PurchaseYes

PossessYes

UseYes

Restrictions on Vending Machines

None

Signage

None

Licensure

Retail license and permit, and vending machine license required.

Excise Tax

Cigarette tax per pack 16.5¢

Rank = 43 (No. 1 is highest tax)

Federal and state taxes as a percentage of retail price 22.4%

Annual gross tax revenue from cigarettes \$73,953,302

Smokeless tobacco tax:

Chew 3/4 of a cent/oz.

Snuff 1/2 of a cent/oz.


Advertising

No restrictions

State Preempts Local Laws

No preemption

Smokefree Indoor Air

Site	Restrictions				Penalties	
	100% Smokefree	Designated smoking areas with separate ventilation	Designated smoking areas required or allowed	None	To businesses	To smokers
Government worksites				✓		
Private worksites				✓		
Restaurants				✓		
Day care centers				✓		
Home-based day care				✓		

Tobacco Economy

Cigarette Sales, 1997

Number of packages sold and taxed, per capita104.9

Tobacco Agriculture, 1997

Acres harvested data point too small to be separately reported

Production in pounds data point too small to be separately reported

Cash receipts from tobacco \$1,729,000

Tobacco as a percentage of cash receipts from crops and all farm commodities 0.054%

Tobacco Manufacturing, 1996

Overall tobacco manufacturing \$41,000,000

Tobacco manufacturing as a percentage of gross state product 0.04%

Tobacco Use Prevention and Control Program

Funding: CDC IMPACT

Regional Network: Southeastern Tobacco Prevention Network (SToP)

Contact

Diane Beeson, Tobacco Prevention and Control Branch, Alabama Department of Public Health

The RSA Tower, Suite 992, Bureau of Health Promotion and Information

P.O. Box 303017, Montgomery, Alabama 36130-3017

Phone: 334-206-5560 Fax: 334-206-5324 Internet Address: dbeeson@adph.state.al.us