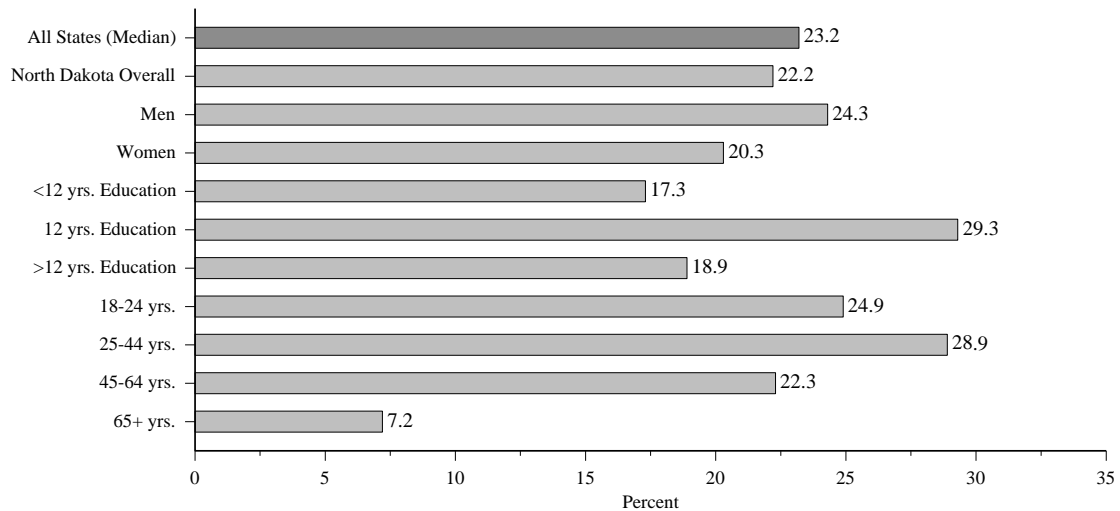


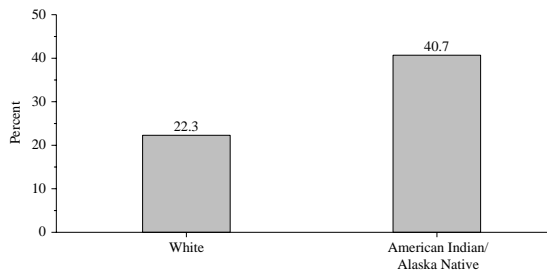
**Number of North Dakota youth projected to die prematurely from their smoking: 12,272**

## Adult Tobacco Use in North Dakota

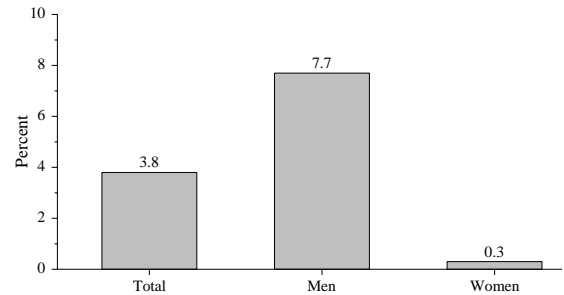
### Current Cigarette Smoking Among Adults Aged 18 and Older, 1997



### Current Cigarette Smoking Among Adults by Race/Ethnicity, 1996-1997



### Current Smokeless Tobacco Use Among Adults Aged 18+, 1995-1996



## Health Impact and Costs

AVERAGE ANNUAL DEATHS RELATED TO SMOKING, 1990-1994		AVERAGE ANNUAL YEARS OF POTENTIAL LIFE LOST,* 1990-1994	MEDICAL COSTS RELATED TO SMOKING, 1993	
Overall	968	12,032 years or an average of 12.4 years for each death due to smoking.	Ambulatory	\$28,050,000
Men	721		Hospital	\$39,360,000
Women	247		Nursing Home†	\$52,630,000
Death Rate	280/100,000		Drug	\$6,540,000
Rank	3	*Calculated to life expectancy	Other	\$13,500,000
(No. 1 is lowest death rate)			<b>Total</b>	<b>\$140,080,000</b>

†Preliminary estimates

## Youth Tobacco Use

CIGARETTE SMOKING AMONG YOUTH, GRADES 9-12, 1997*			SMOKELESS TOBACCO USE AMONG YOUTH, GRADES 9-12, 1997 (PAST MONTH)
	Past Month	Frequent	
All States	36.4%	16.7%	Youth Risk Behavior Survey (YRBS) data not available for smokeless tobacco use, 1997.  *Unweighted data. May not apply to all youth (grades 9-12) in the state.
ND	45.0%	20.2%	
Boys	43.2%	19.5%	
Girls	46.8%	21.0%	

Past Month = tobacco use on one or more days in the past month  
Frequent = tobacco use on 20+ days in the past month



**Number of North Dakota youth exposed to ETS in the home in 1996: 42,729**

**Tobacco Control Legislation, 1998**



**Minors' Access to Tobacco Products**

Minimum age for sale: 18

**Penalties:** Any person who sells to a minor will be guilty of a class B misdemeanor and can be fined up to \$500.

**Illegal for minors to:**

- Purchase** . . . . . No
- Possess** . . . . . No
- Use** . . . . . Yes

**Restrictions on Vending Machines**

None

**Signage**

None

**Licensure**

Retail license and vending machine license required.

**Excise Tax**

Cigarette tax per pack . . . . . 44¢

Rank = 18 (No.1 is highest tax)

Federal and state taxes as a percentage of retail price . . . . . 33.1%

Annual gross tax revenue from cigarettes . . . . . \$21,960,613

**Smokeless tobacco tax:**

28% of the wholesale purchase price.


**Advertising**

No restrictions

**State Preempts Local Laws**

No preemption

**Smokefree Indoor Air**

Site	Restrictions				Penalties	
	100% Smokefree	Designated smoking areas with separate ventilation	Designated smoking areas required or allowed	None	To businesses	To smokers
						
Government worksites			✓		✓	
Private worksites				✓		
Restaurants			✓		✓	
Day care centers	✓ *				✓	✓
Home-based day care**						

\*When children are present.

\*\*Language does not specify home-based day care.

**Tobacco Economy**

**Cigarette Sales, 1997**

Number of packages sold and taxed, per capita . . . . . 77.5

**Tobacco Agriculture, 1997**

None

**Tobacco Manufacturing, 1996**

None

**Tobacco Use Prevention and Control Program**

Funding: CDC IMPACT

Regional Network: Rocky Mountain Tobacco-Free Challenge

**Contact**

Jeanne Prom, Tobacco Prevention and Control Program,  
 600 E Boulevard Ave., Judicial Wing, 2nd Floor, Bismarck, North Dakota 58505-0200  
 Phone: 701-328-3138 Fax: 701-328-1412 Internet Address: jprom@state.nd.us