

## Feeding Baby With Breast Milk or Formula



Department of Health and Human Services  
Food and Drug Administration  
5600 Fishers Lane (HFI-40)  
Rockville, MD 20857

December 2001  
(FDA) 01-2321

**FDA** U.S. Food and Drug Administration


## **Feed Your New Baby Breast Milk, If Possible**

Both breast milk and infant formula will help your baby grow.

But breast milk is the **best** first food for babies.

Either way, mealtime is more than feeding your baby. It's a time to cuddle and comfort your baby, too.

The Food and Drug Administration, or FDA, is part of the United States Government. It is the FDA's job to make sure infant formulas have important nutrients such as fat, protein, and vitamins.




## Breast-Feeding Is Best For Your Baby

Breast milk provides sugars, fats and protein that are just right for your baby.

Breast milk may help keep your baby from getting sick.

Sucking on the breast is good for your baby's jaw. It helps future teeth grow straight.



## Breast-Feeding Is Best For You

When you breast-feed, you don't have to sterilize bottles. You don't have to buy, measure and mix formula.


Breast-feeding helps you recover from childbirth and appears to improve your long-term health.

Breast-feeding lets you rest every few hours while you feed your baby.

Feedings at night are easy. You don't have to get a bottle and warm it up. You can breast-feed while lying down.



## Follow These Tips For Breast-Feeding Success



- If you can, breast-feed within an hour after your baby's birth.
- Put your nipple as far back in your baby's mouth as possible. This will make you more comfortable.
- Breast-feed your baby regularly and frequently, even as often as every two hours and at least 8 times in a 24-hour period.
- Your baby should have at least 8 wet diapers a day.
- Don't give your baby sugar water or formula unless your doctor or nurse tells you to do so. Your baby usually will not need extra sugar water or formula.
- Air dry your nipples to prevent cracking and soreness.
- Eat a healthy diet. Rest as much as you can. Drink plenty of fluids, including water.
- Ask for help with other children, housework and cooking. Your most important job is taking care of your new baby and you.
- Be patient. It will take time for you and your baby to learn how to breast-feed.



**Warning: Women who are HIV positive should not breast-feed! Your breast milk could pass the HIV infection to your baby.**



## If You Choose Infant Formula

FDA makes sure that the infant formula you buy at the store is safe and contains all the things your baby needs.

Babies can drink formula made from cow's milk or soybeans. Ask the doctor what

formula to give your baby.

Formula comes three ways: powder, liquid concentrate, and ready-to-feed. Powder costs the least. Ready-to-feed costs the most.



costs the least




costs the most

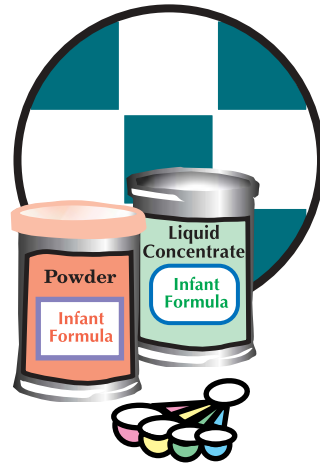



## Prepare Formula Safely

- Sterilize bottles and nipples in a dishwasher or in a pot of boiling water for five minutes.
- Boil the water before adding it to powder formula or liquid concentrate. Bring it to a very bubbly boil. Keep boiling it for a minute or two, then let it cool.



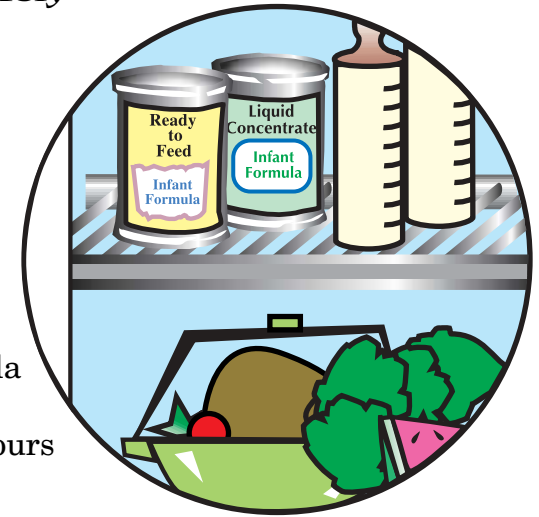
- Mix powder formula and liquid concentrate with the exact amount of water stated on the label. Too little water can upset your baby's stomach or hurt the kidneys. Too much water keeps your baby from getting enough to eat.



 **Warning: Only use approved infant formulas. Homemade formula may not have all the things your baby needs to be healthy.**

## Store Formula Safely

- Keep the prepared formula in the refrigerator until you use it.
- Keep an opened can of ready-to-feed or liquid concentrate formula in the refrigerator. Use it within 48 hours after opening.



To warm a bottle of formula, place it in a pot of water and heat the pot on the stove.

 **Warning: Don't heat bottles in a microwave oven! Microwaves make hot spots that could burn your baby's mouth.**

## When Can You Switch to Whole Milk?

You can stop feeding formula and start whole milk around your baby's first birthday. But do not give your 1-year-old any reduced-fat or no-fat milk. These milks don't have enough fat and calories for your growing toddler.


Or, you can continue feeding your child breast milk for as long as you want.



 **Warning: Don't give your 1-year-old reduced-fat or no-fat milk!**

## Do You Have More Questions About Breast-Feeding or Infant Formula?

Ask your doctor or breast-feeding consultant. And ask FDA. There may be an office near you. Look for their number in the blue pages of the phone book.



You can also contact FDA through its toll-free number, 1-888-SAFE-FOOD (1-888-723-3366).

Or, on the Internet at [www.fda.gov](http://www.fda.gov).

Also, for breast-feeding questions, ask the La Leche League, a group that helps new mothers learn about breast-feeding, nutrition, and child care.

Call 1-800-LALECHE (1-800-525-3243) or write to: 1400 N. Meacham Rd., Schaumburg, IL 60168-4079.