

State Injury Profile for Florida

The CDC State Injury Profiles

Gathering and sharing reliable data about the broad range of public health problems is among the many ways the Centers for Disease Control and Prevention protect the safety and health of Americans.

Policy makers and health care workers need access to the best, most current data available so they can make informed decisions about where to allocate limited resources to prevent diseases and injuries. Yet, many people find statistics difficult to understand and interpret. This State Injury Profile offers an easier way to look at statistics. Through maps and graphs, the Profile clearly shows how this state compares with others in the nation and what injury problems are most pressing.

CDC's National Center for Injury Prevention and Control gathers data about a broad range of intentional and unintentional injuries or what many people call 'violence' and 'accidents.' Injuries affect everyone. Injury is the leading cause of death for all Americans ages one to 34, and injury remains one of the leading causes of death, no matter how long someone may live.

Maps and graphs in this State Injury Profile show this state's death rates from in falls, poisoning, drowning, suffocation, fires and burns, suicide, homicide, traumatic brain injury and injuries related to firearms. The graphics show how this state compares with others and with mortality rates in the United States as a whole. You will also find a table showing the Ten Leading Causes of Death for the United States and for this state. **New this year** is a county-by-county map showing locations with higher death rates for each type of injury.

In addition to injury data, you'll also find a list of all CDC-funded injury prevention and research programs in this state for 2001.

DEPARTMENT OF HEALTH AND HUMAN SERVICES

Centers for Disease Control and Prevention
National Center for Injury Prevention and Control

To learn more

After you page through the State Injury Profile, if you want to know more, CDC has made it easy for you to find additional information about any injury and public health. Simply visit www.cdc.gov/ncipc. Or call the CDC National Center for Injury Prevention and Control, Office of Planning, Evaluation and Legislation at 1-770-488-4936.

These other resources offered or funded by the CDC may also interest you:

General information about injury in America

Customized data reports, www.cdc.gov/ncipc/wisqars

Consumer facts and tip sheets, www.cdc.gov/ncipc/safeusa or call the SafeUSA hotline toll free at 1-800-252-7751.

Intentional Injury

National Resource Center on Domestic Violence, 1-800-537-2238

National Sexual Violence Resource Center, www.nsvrc.org, or call 1-877-739-3895

National Violence Against Women Prevention Research Center, www.violenceagainstwomen.org, or call 1-843-792-2945

National Youth Violence Prevention Resource Center, www.safeyouth.org, or call 1-866-SAFEYOUTH (723-3968)

Violence Against Women Electronic Network (VAWnet), www.vawnet.org, or call 1-800-537-2238

Unintentional Injury

National Program for Playground Safety, www.uni.edu/playground, or call 1-800-554-PLAY (7529)

National Resource Center on Aging and Injury, www.olderadultinjury.org, or call 1-619-594-0986

State Injury Profile for Florida 1989-1998

SAFER·HEALTHIER·PEOPLE™

United States

10 Leading Causes of Deaths by Age Group: 1996-1998

Rank	Age Groups										Total
	<1	1-4	5-9	10-14	15-24	25-34	35-44	45-54	55-64	65+	
1	Congenital Anomalies 18,771	Unintentional Injuries 6,087	Unintentional Injuries 4,666	Unintentional Injuries 5,392	Unintentional Injuries 40,525	Unintentional Injuries 37,468	Malignant Neoplasms 51,170	Malignant Neoplasms 135,803	Malignant Neoplasms 260,166	Heart Disease 1,824,785	Heart Disease 2,185,194
2	Short Gestation 11,928	Congenital Anomalies 1,791	Malignant Neoplasms 1,557	Malignant Neoplasms 1,514	Homicide 18,200	Suicide 16,898	Unintentional Injuries 43,925	Heart Disease 105,367	Heart Disease 198,361	Malignant Neoplasms 1,150,087	Malignant Neoplasms 1,620,642
3	SIDS 8,863	Malignant Neoplasms 1,227	Congenital Anomalies 662	Suicide 918	Suicide 12,679	Homicide 15,068	Heart Disease 40,037	Unintentional Injuries 31,208	Bronchitis Emphysema Asthma 30,317	Cerebro-vascular 419,998	Cerebro-vascular 478,181
4	Respiratory Distress Synd. 3,958	Homicide 1,194	Homicide 523	Homicide 908	Malignant Neoplasms 4,976	HIV 14,953	HIV 26,456	Cerebro-vascular 17,196	Cerebro-vascular 29,005	Bronchitis Emphysema Asthma 283,777	Bronchitis Emphysema Asthma 327,640
5	Maternal Complications 3,836	Heart Disease 643	Heart Disease 413	Congenital Anomalies 613	Heart Disease 3,124	Malignant Neoplasms 13,837	Suicide 20,308	Liver Disease 16,797	Diabetes 25,504	Pneumonia & Influenza 235,529	Unintentional Injuries 288,427
6	Placenta Cord Membranes 2,870	Pneumonia & Influenza 494	Pneumonia & Influenza 218	Heart Disease 560	Congenital Anomalies 1,252	Heart Disease 9,843	Homicide 11,138	Suicide 14,916	Unintentional Injuries 21,316	Diabetes 142,639	Pneumonia & Influenza 262,047
7	Perinatal Infections 2,348	Septicemia 245	HIV 194	Bronchitis Emphysema Asthma 287	HIV 883	Cerebro-vascular 2,068	Liver Disease 10,518	Diabetes 12,979	Liver Disease 15,844	Unintentional Injuries 95,191	Diabetes 189,154
8	Unintentional Injuries 2,323	HIV 233	Bronchitis Emphysema Asthma 159	Pneumonia & Influenza 180	Bronchitis Emphysema Asthma 677	Diabetes 1,903	Cerebro-vascular 8,159	HIV 12,892	Pneumonia & Influenza 11,228	Alzheimer's Disease 65,647	Suicide 92,013
9	Pneumonia & Influenza 1,358	Perinatal Period 210	Benign Neoplasms 134	Cerebro-vascular 140	Pneumonia & Influenza 638	Pneumonia & Influenza 1,633	Diabetes 5,622	Bronchitis Emphysema Asthma 8,467	Suicide 8,834	Nephritis 65,296	Nephritis 75,817
10	Intrauterine Hypoxia 1,341	Benign Neoplasms 188	Cerebro-vascular 102	HIV 139	Cerebro-vascular 533	Liver Disease 1,592	Pneumonia & Influenza 4,255	Pneumonia & Influenza 6,493	Septicemia 5,704	Septicemia 54,428	Liver Disease 75,414

United States Total Number of Injury Deaths

Cause	Deaths	Percent
Unintentional Injury	288,427	65.6%
Intentional	151,102	34.4%
Total (1996-1998)	439,529	100.0%

Average Number of Injury Deaths per Year
In the United States = **146,510**

Florida

10 Leading Causes of Deaths by Age Group: 1996-1998

Rank	Age Groups										Total
	<1	1-4	5-9	10-14	15-24	25-34	35-44	45-54	55-64	65+	
1	Congenital Anomalies 838	Unintentional Injuries 430	Unintentional Injuries 239	Unintentional Injuries 290	Unintentional Injuries 2,074	Unintentional Injuries 2,177	Malignant Neoplasms 3,034	Malignant Neoplasms 8,044	Malignant Neoplasms 16,386	Heart Disease 130,623	Heart Disease 150,661
2	Short Gestation 552	Congenital Anomalies 88	Malignant Neoplasms 76	Malignant Neoplasms 74	Homicide 766	HIV 1,573	Unintentional Injuries 2,707	Heart Disease 5,556	Heart Disease 11,454	Malignant Neoplasms 85,173	Malignant Neoplasms 113,965
3	SIDS 401	Homicide 71	Congenital Anomalies 41	Homicide 43	Suicide 598	Suicide 958	HIV 2,705	Unintentional Injuries 1,834	Bronchitis Emphysema Asthma 1,975	Cerebro-vascular 26,641	Cerebro-vascular 29,983
4	Maternal Complications 255	Malignant Neoplasms 64	Homicide 29	Suicide 42	Malignant Neoplasms 251	Homicide 860	Heart Disease 2,160	HIV 1,268	Cerebro-vascular 1,659	Bronchitis Emphysema Asthma 21,239	Bronchitis Emphysema Asthma 23,984
5	Respiratory Distress Synd. 188	HIV 33	HIV 23	Congenital Anomalies 34	Heart Disease 139	Malignant Neoplasms 846	Suicide 1,344	Liver Disease 1,120	Diabetes 1,474	Pneumonia & Influenza 10,361	Unintentional Injuries 16,831
6	Unintentional Injuries 145	Heart Disease 28	Heart Disease 23	Heart Disease 25	HIV 130	Heart Disease 533	Homicide 743	Suicide 1,083	Unintentional Injuries 1,305	Diabetes 9,059	Pneumonia & Influenza 11,818
7	Placenta Cord Membranes 134	Pneumonia & Influenza 23	Pneumonia & Influenza 13	HIV 13	Congenital Anomalies 71	Cerebro-vascular 125	Liver Disease 646	Cerebro-vascular 989	Liver Disease 1,191	Unintentional Injuries 5,602	Diabetes 11,681
8	Perinatal Infections 132	Anemias 11	Bronchitis Emphysema Asthma 10	Bronchitis Emphysema Asthma 12	Pneumonia & Influenza 31	Diabetes 122	Cerebro-vascular 482	Diabetes 702	Suicide 681	Alzheimer's Disease 4,621	HIV 6,524
9	Pneumonia & Influenza 72	Perinatal Period 11	Anemias 8	Cerebro-vascular 7	Bronchitis Emphysema Asthma 22	Pneumonia & Influenza 100	Diabetes 302	Bronchitis Emphysema Asthma 504	Pneumonia & Influenza 562	Atherosclerosis 3,194	Suicide 6,423
10	Intrauterine Hypoxia 58	2 Tied	Benign Neoplasms 8	Anemias 4	Cerebro-vascular 22	Liver Disease 76	Pneumonia & Influenza 260	Homicide 413	HIV 529	Nephritis 2,772	Liver Disease 5,656

Florida Total Number of Injury Deaths

<u>Cause</u>	<u>Deaths</u>	<u>Percent</u>
Unintentional Injury	16,831	63.1%
Intentional Injury	9,823	36.9%
Total (1996-1998)	26,654	100.0%

Average Number of Injury Deaths per Year
In Florida = **8,885**

1996-1998 Leading Causes of Death

Unintentional Injury

United States Unintentional Injury

<u>Cause</u>	<u>Deaths</u>	<u>Percent</u>
MV Traffic	127,053	44.1%
Fall	35,745	12.4%
Poisoning	30,474	10.6%
Suffocation	13,325	4.6%
Drowning	12,416	4.3%
Fire/Burn	10,809	3.7%
Other Causes	<u>58,605</u>	<u>20.3%</u>
	288,427	100.0%

Florida Only Unintentional Injury

<u>Cause</u>	<u>Deaths</u>	<u>Percent</u>
MV Traffic	8,339	49.5%
Fall	2,322	13.8%
Poisoning	1,646	9.8%
Drowning	1,119	6.6%
Suffocation	780	4.6%
Other Causes	<u>2,625</u>	<u>15.6%</u>
	16,831	99.9%

Intentional Injury

United States Suicide

<u>Cause</u>	<u>Deaths</u>	<u>Percent</u>
Firearm	53,156	57.8%
Suffocation	16,469	17.9%
Poisoning	15,280	16.6%
Other Causes	<u>7,108</u>	<u>7.7%</u>
	92,013	100.0%

Florida Only Suicide

<u>Cause</u>	<u>Deaths</u>	<u>Percent</u>
Firearm	3,640	56.7%
Poisoning	1,201	18.7%
Suffocation	1,002	15.6%
Other Causes	<u>580</u>	<u>9.0%</u>
	6,423	100.0%

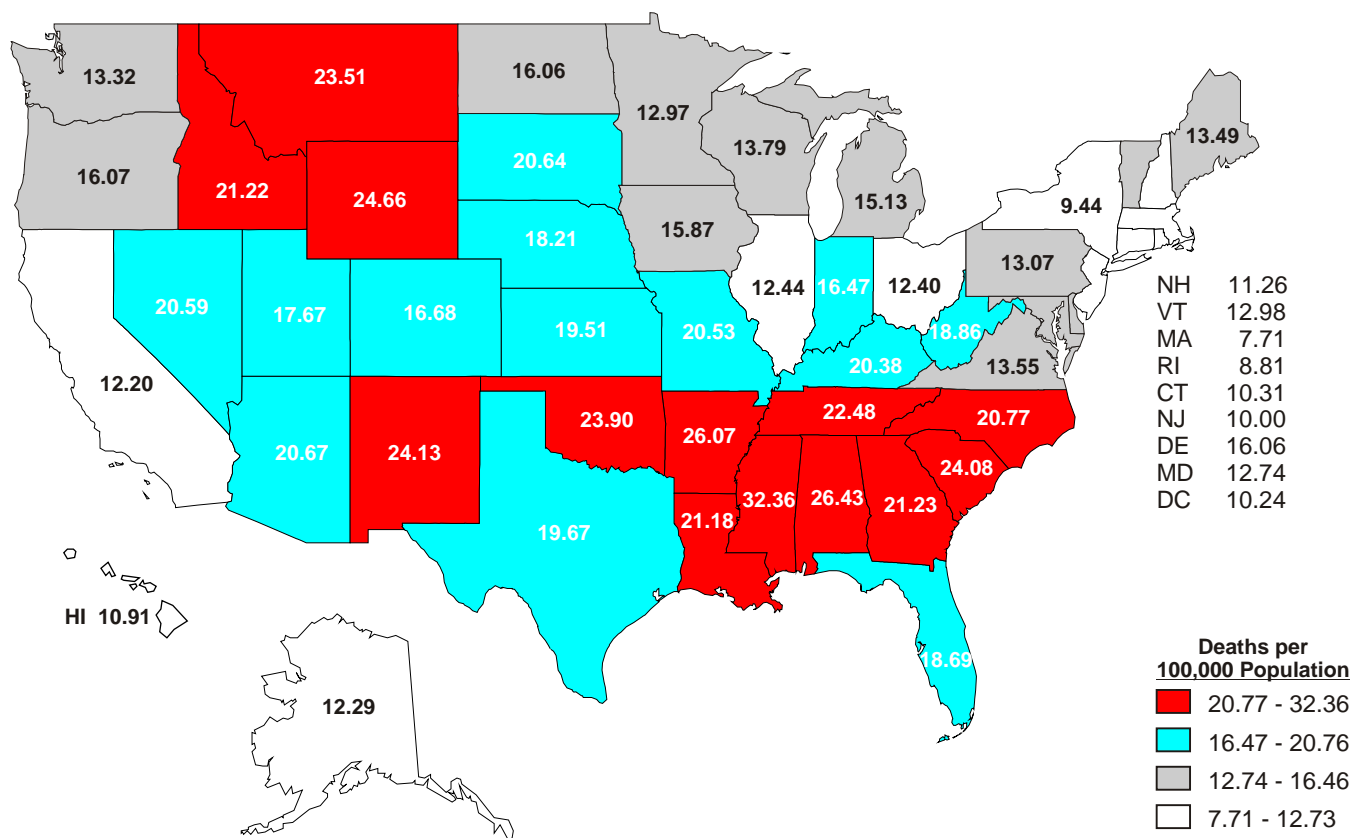
United States Homicide and Legal Intervention

<u>Cause</u>	<u>Deaths</u>	<u>Percent</u>
Firearm	39,951	67.6%
Cut/Pierce	6,955	11.8%
Suffocation	2,147	3.6%
Other Causes	<u>10,036</u>	<u>17.0%</u>
	59,089	100.0%

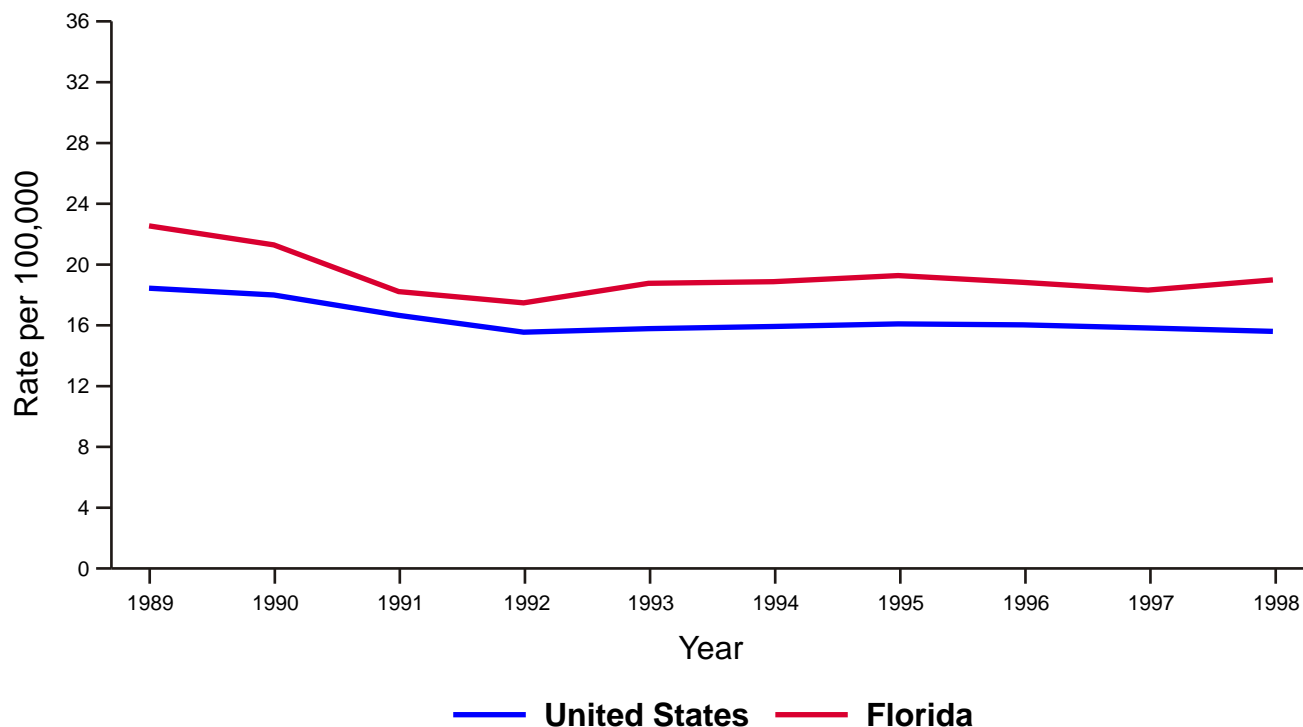
Florida Only Homicide and Legal Intervention

<u>Cause</u>	<u>Deaths</u>	<u>Percent</u>
Firearm	2,198	64.6%
Cut/Pierce	361	10.6%
Suffocation	149	4.4%
Other Causes	<u>692</u>	<u>20.4%</u>
	3,400	100.0%

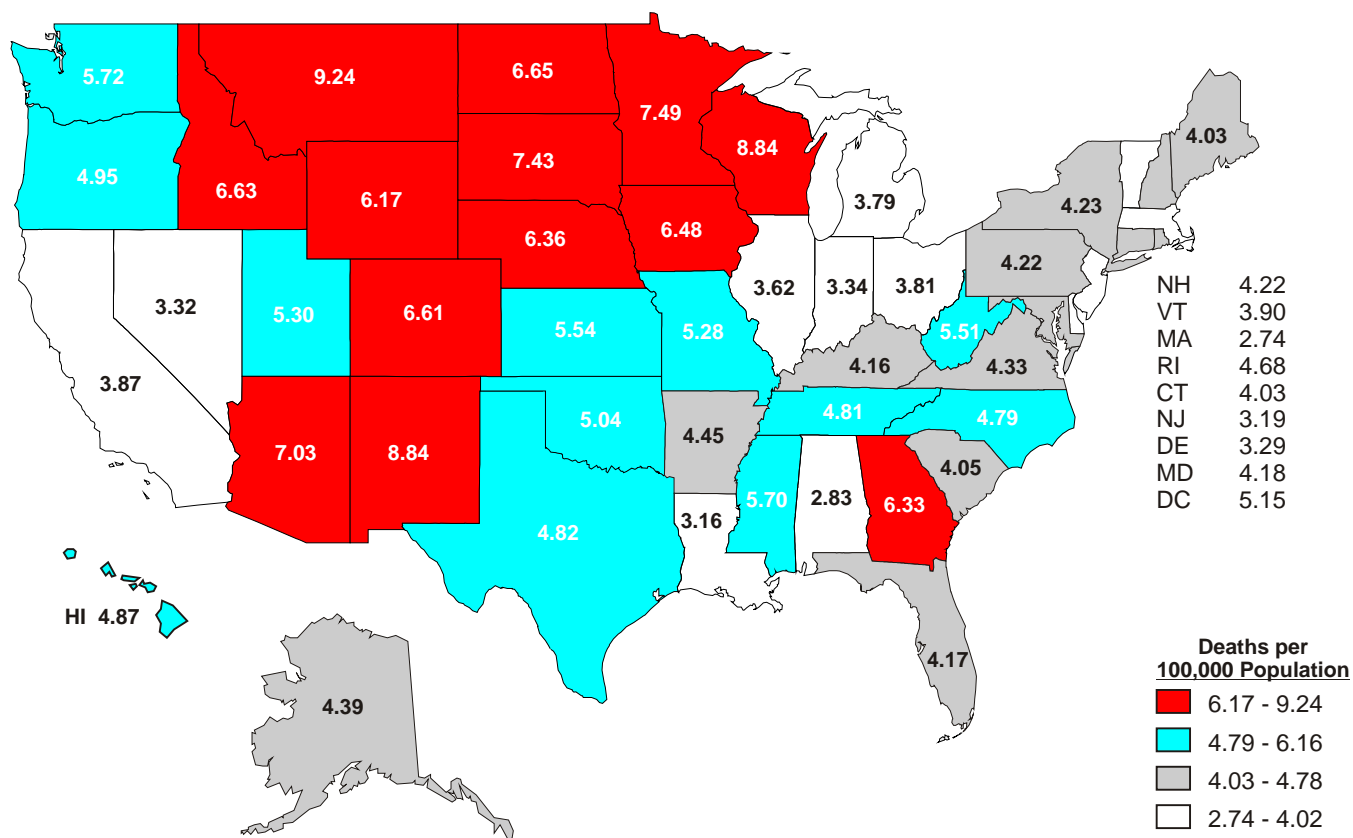
Unintentional Motor Vehicle, Traffic-Related Death Rates United States, 1996-1998



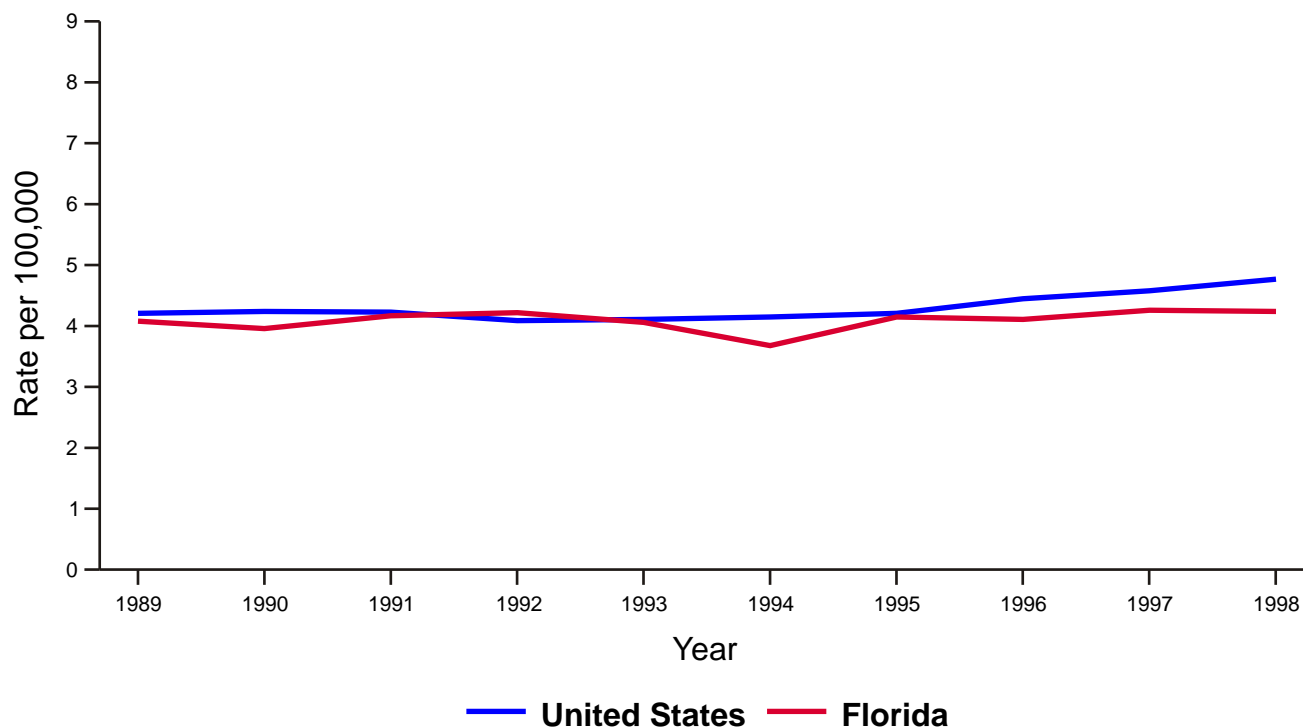
United States and Florida 1989-1998



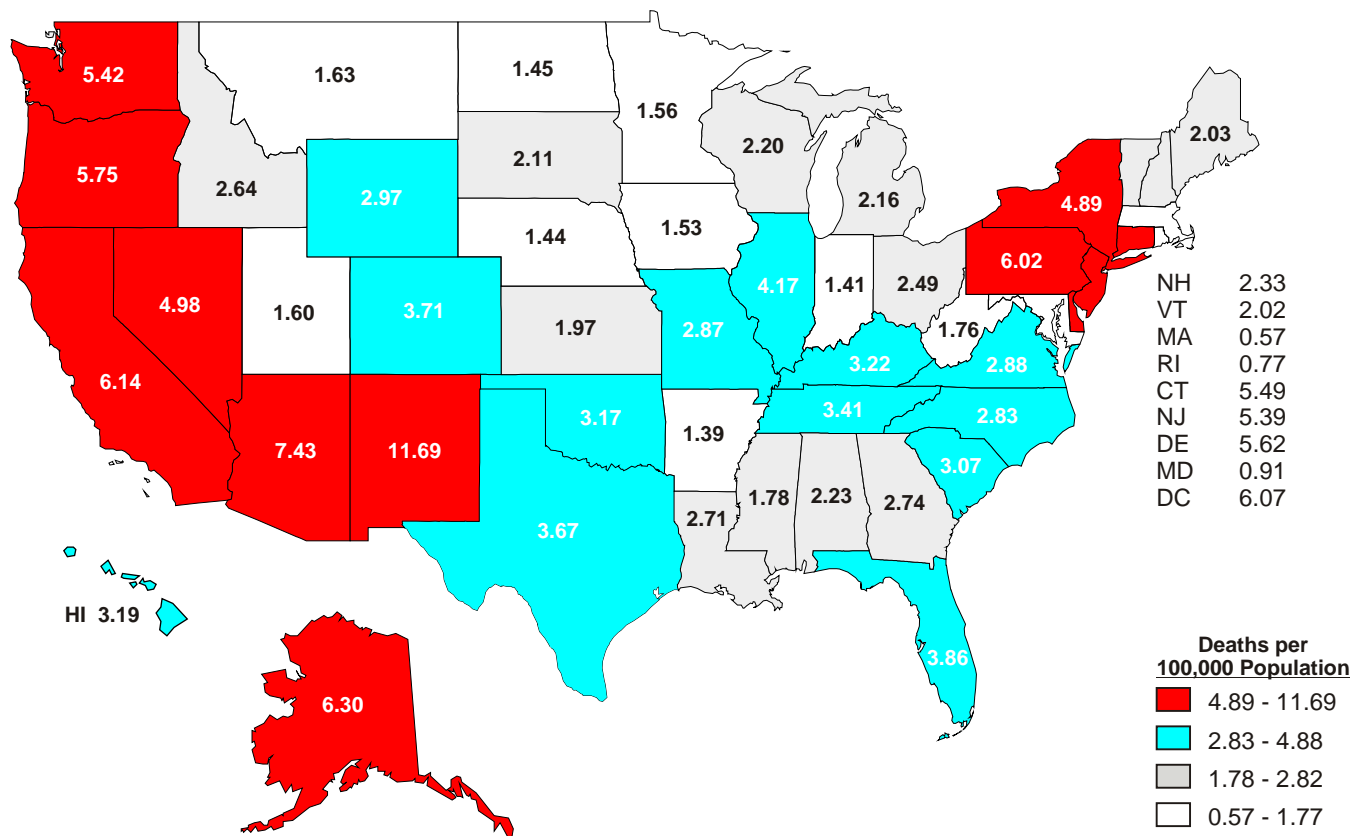
Unintentional Fall Death Rates United States, 1996-1998



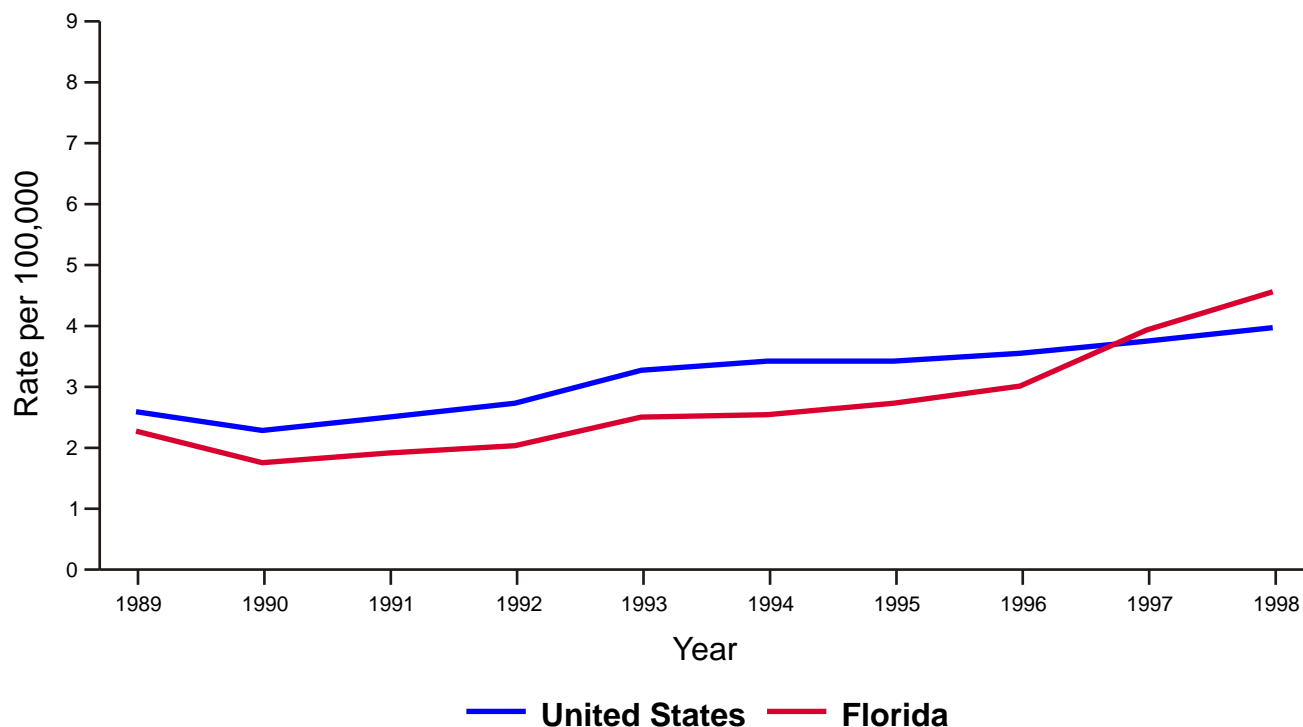
United States and Florida 1989-1998



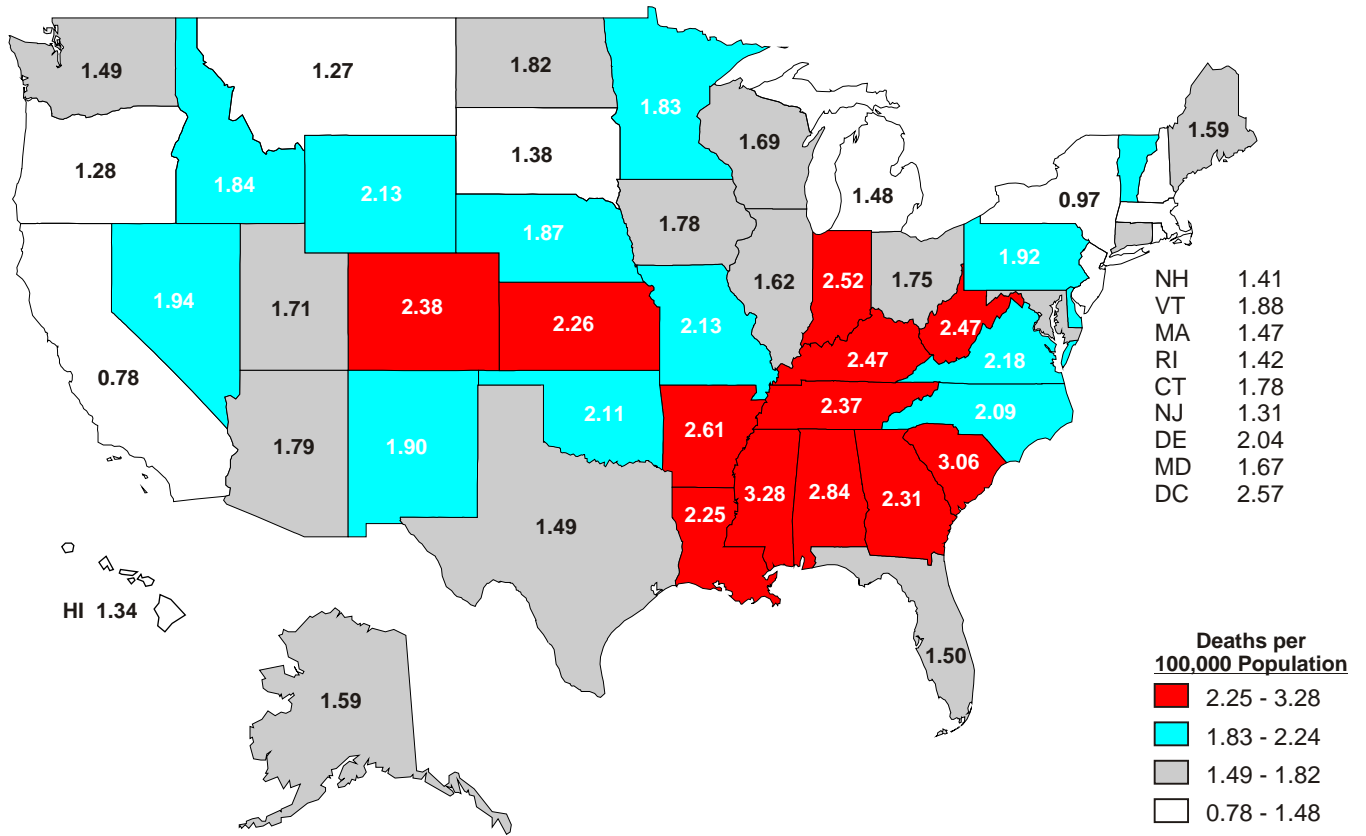
Unintentional Poisoning Death Rates United States, 1996-1998



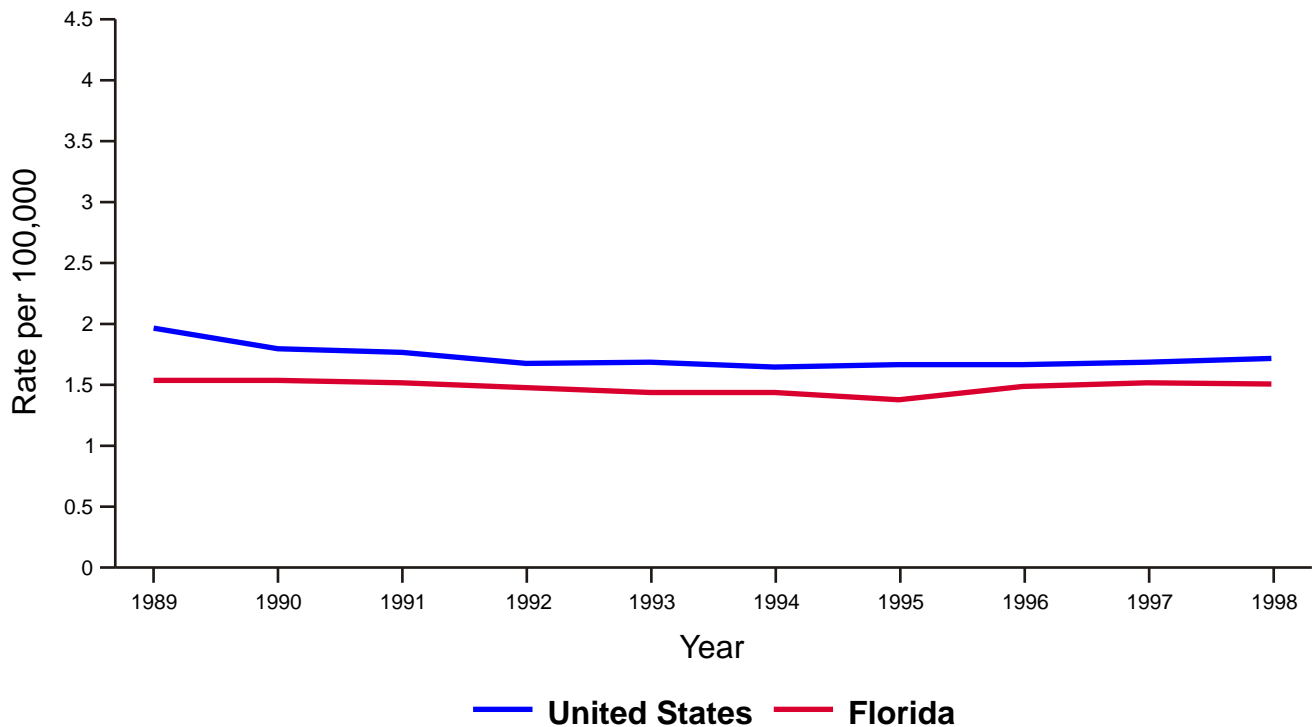
United States and Florida 1989-1998



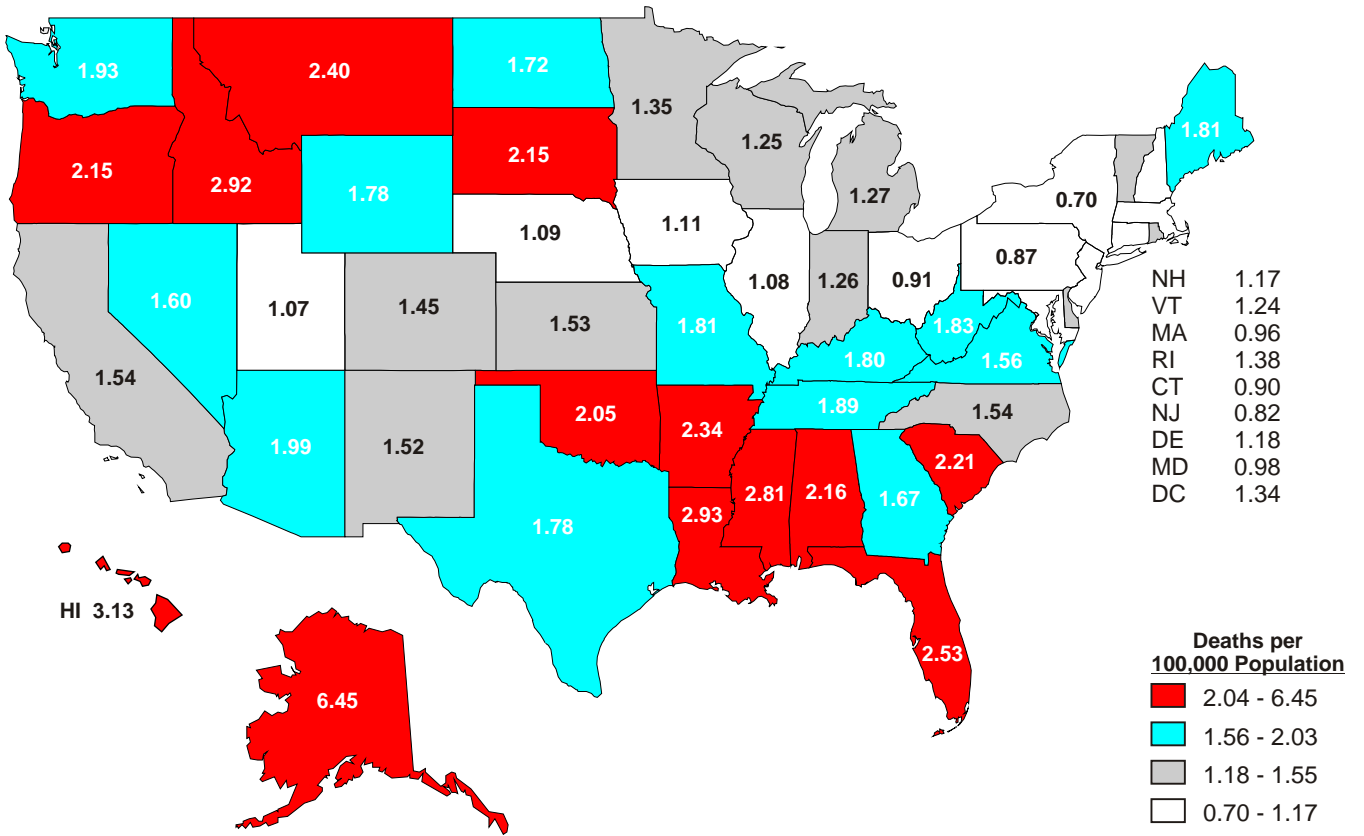
Unintentional Suffocation Death Rates United States, 1996-1998



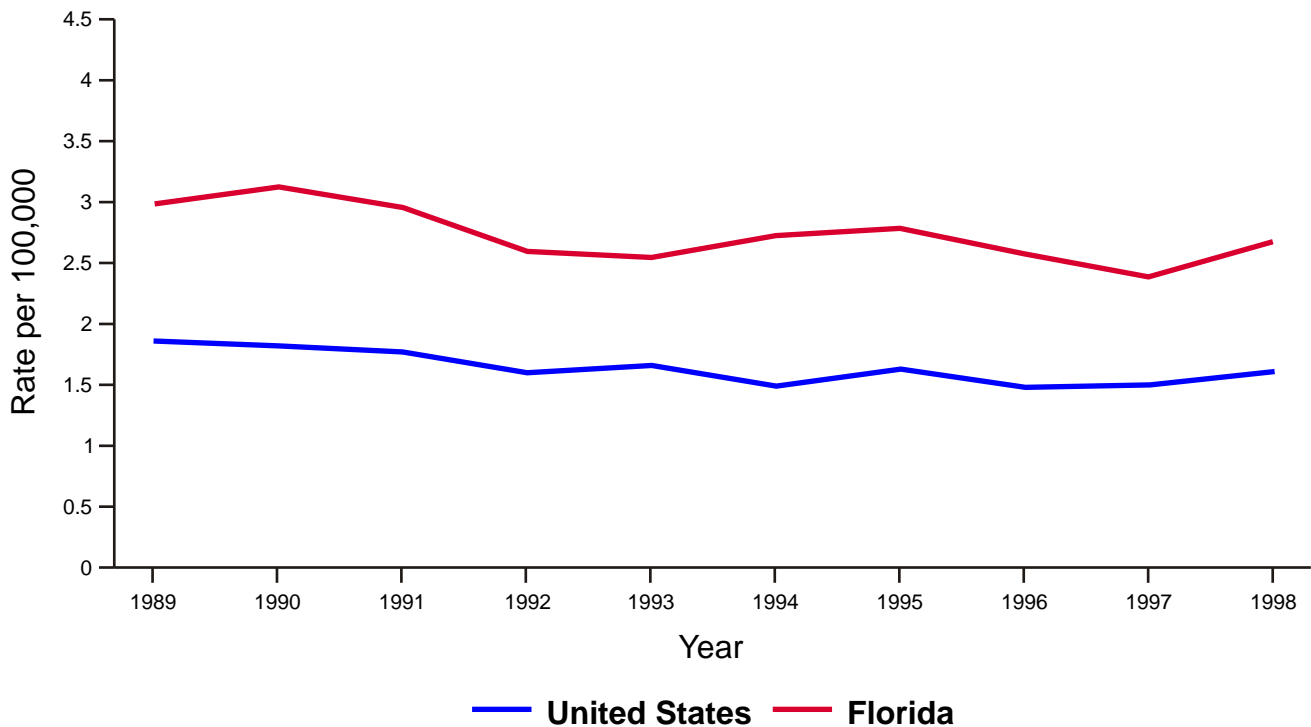
United States and Florida 1989-1998



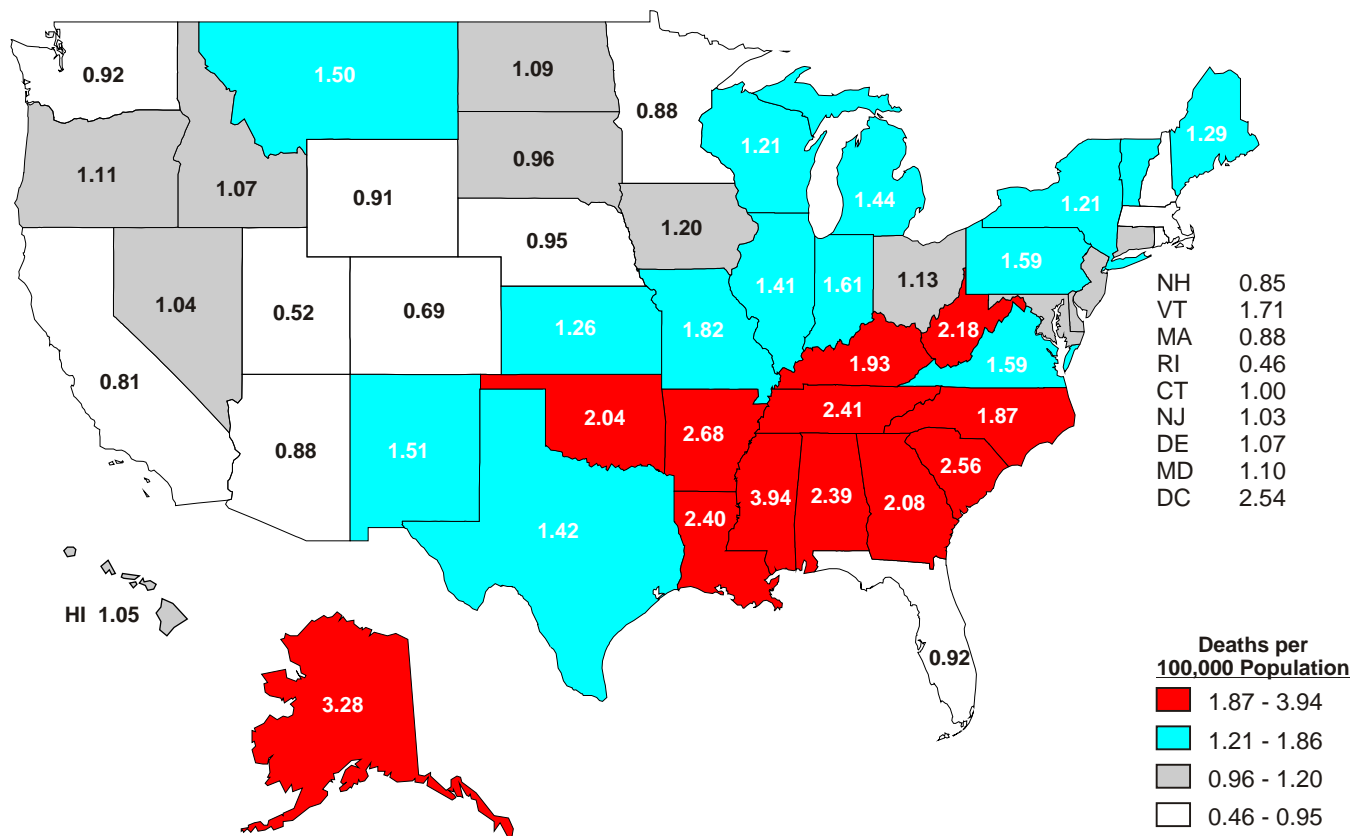
Unintentional Drowning Death Rates United States, 1996-1998



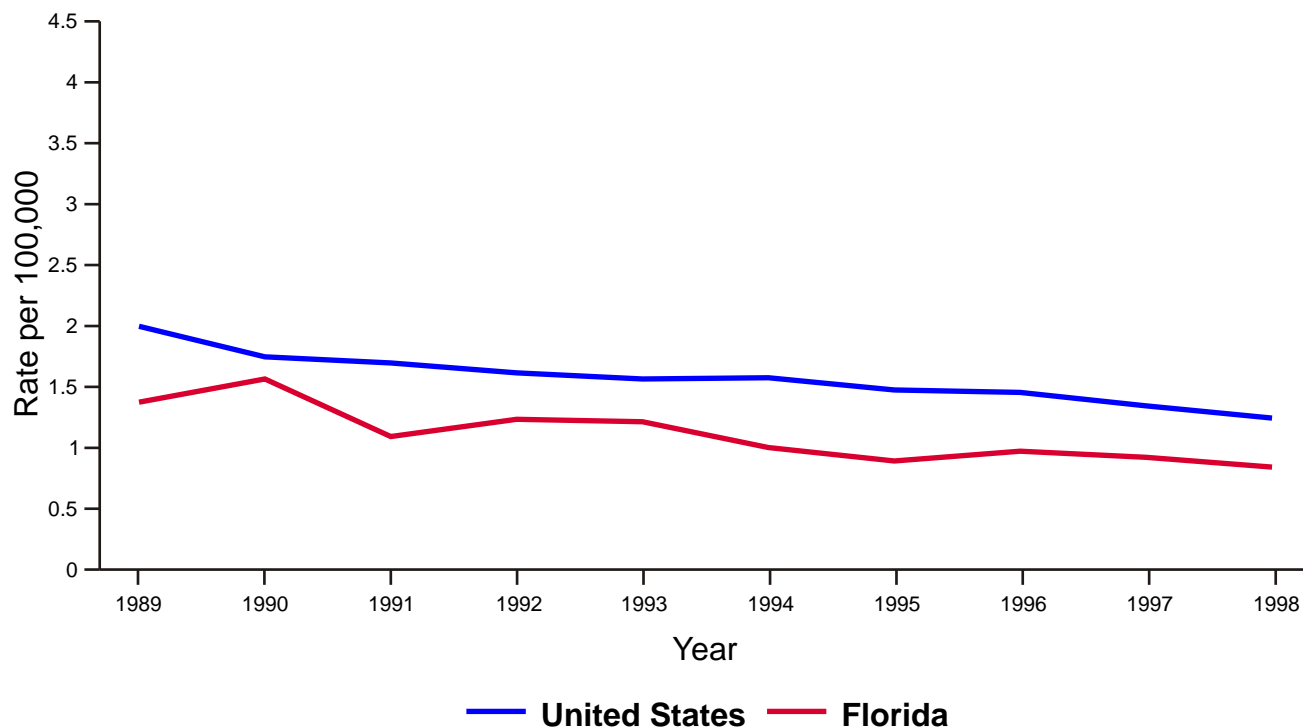
United States and Florida 1989-1998



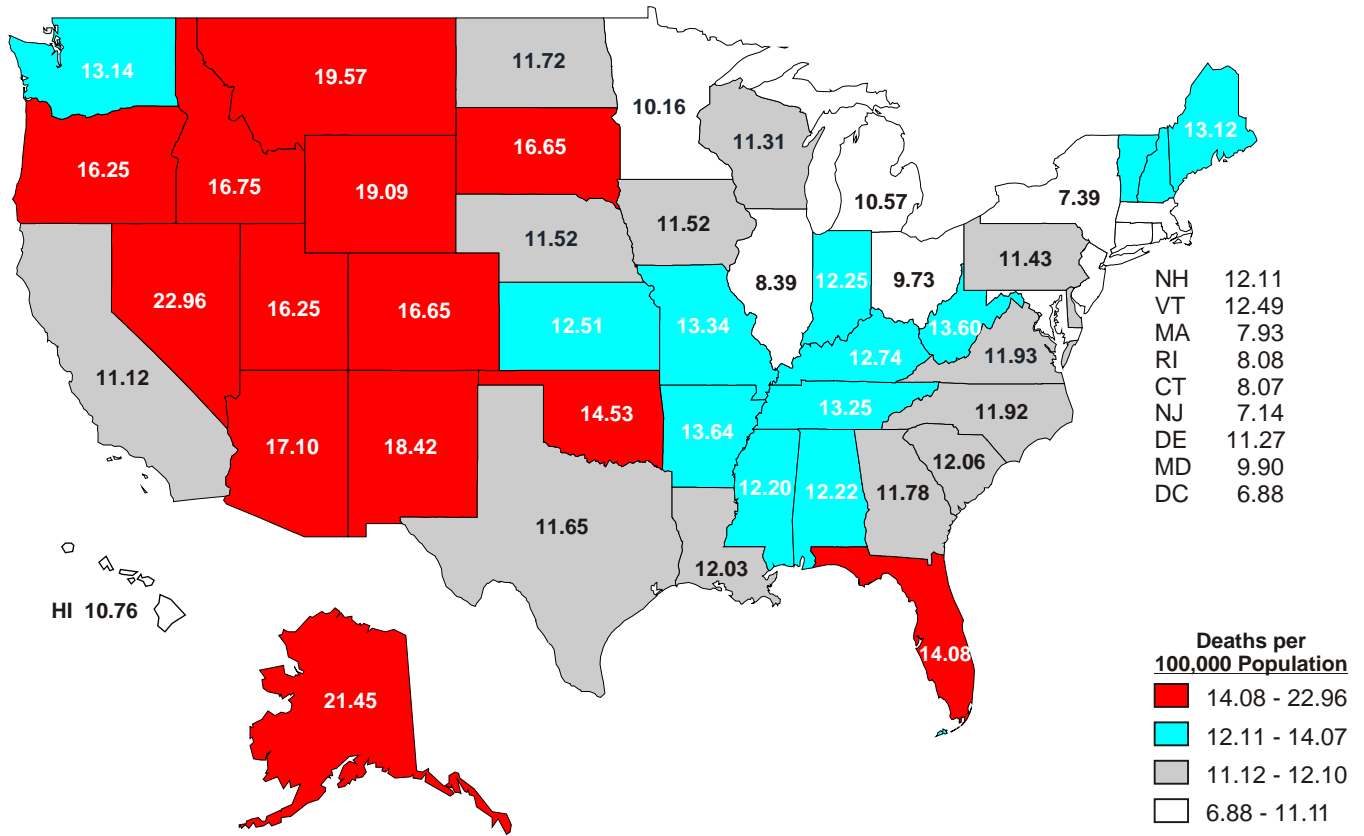
Unintentional Fire and Burn-Related Death Rates United States, 1996-1998



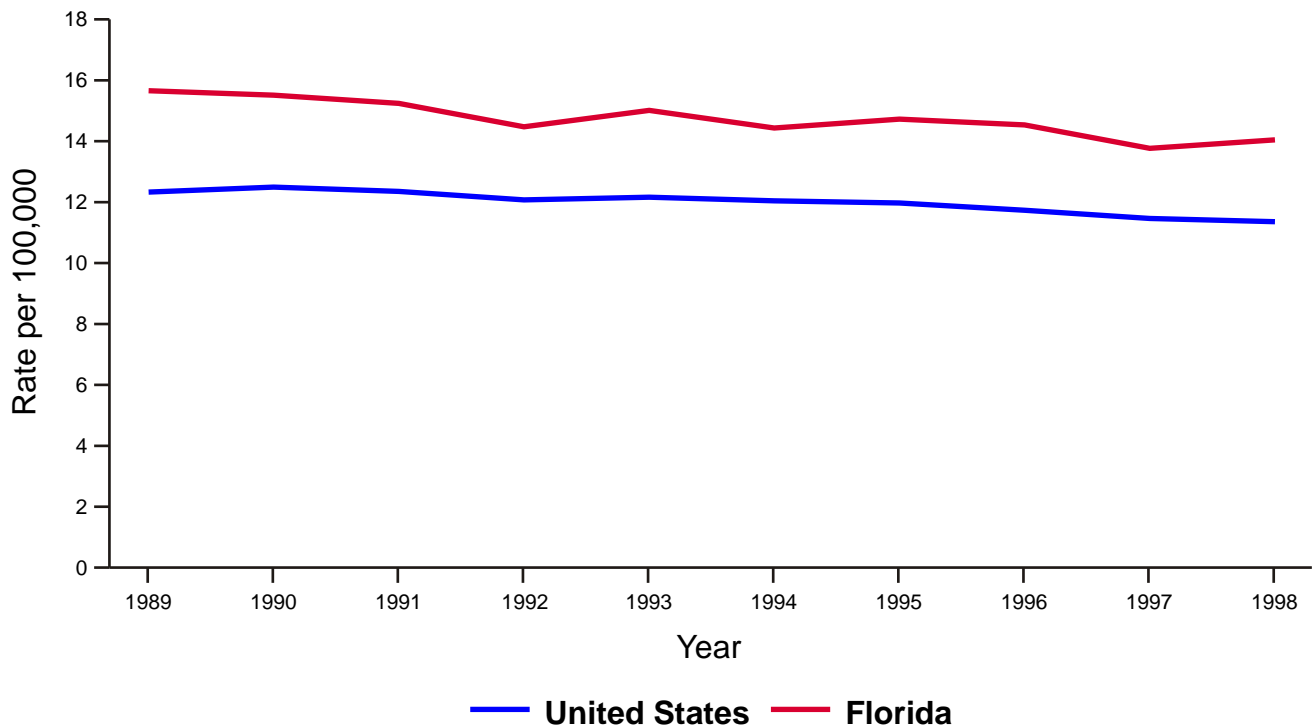
United States and Florida 1989-1998



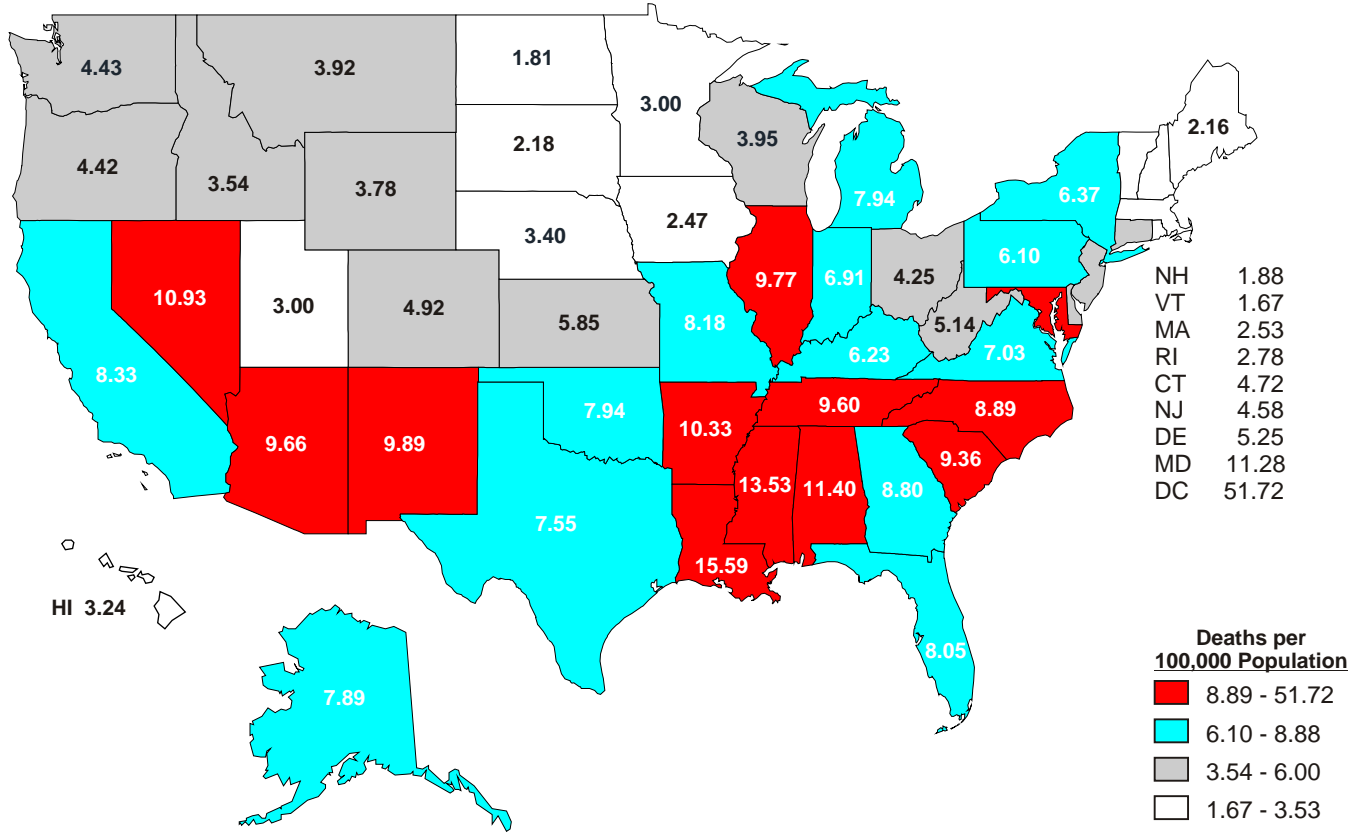
Suicide Death Rates United States, 1996-1998



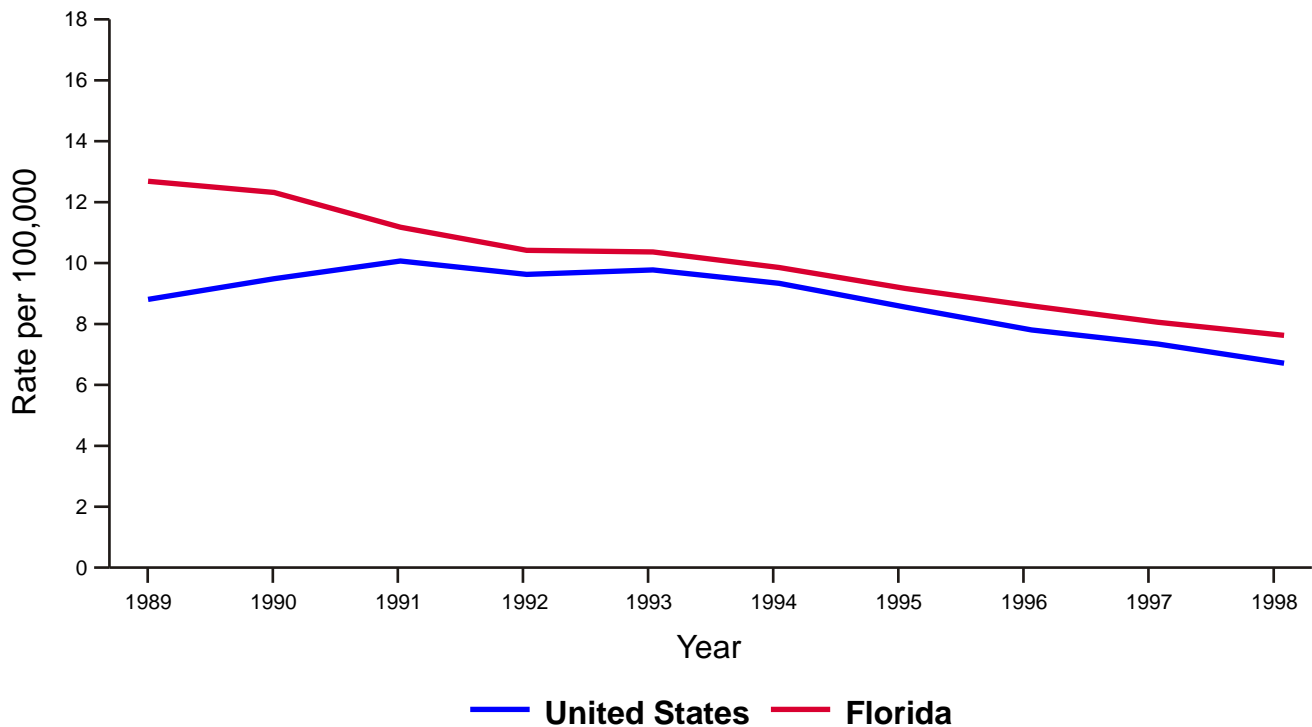
United States and Florida 1989-1998



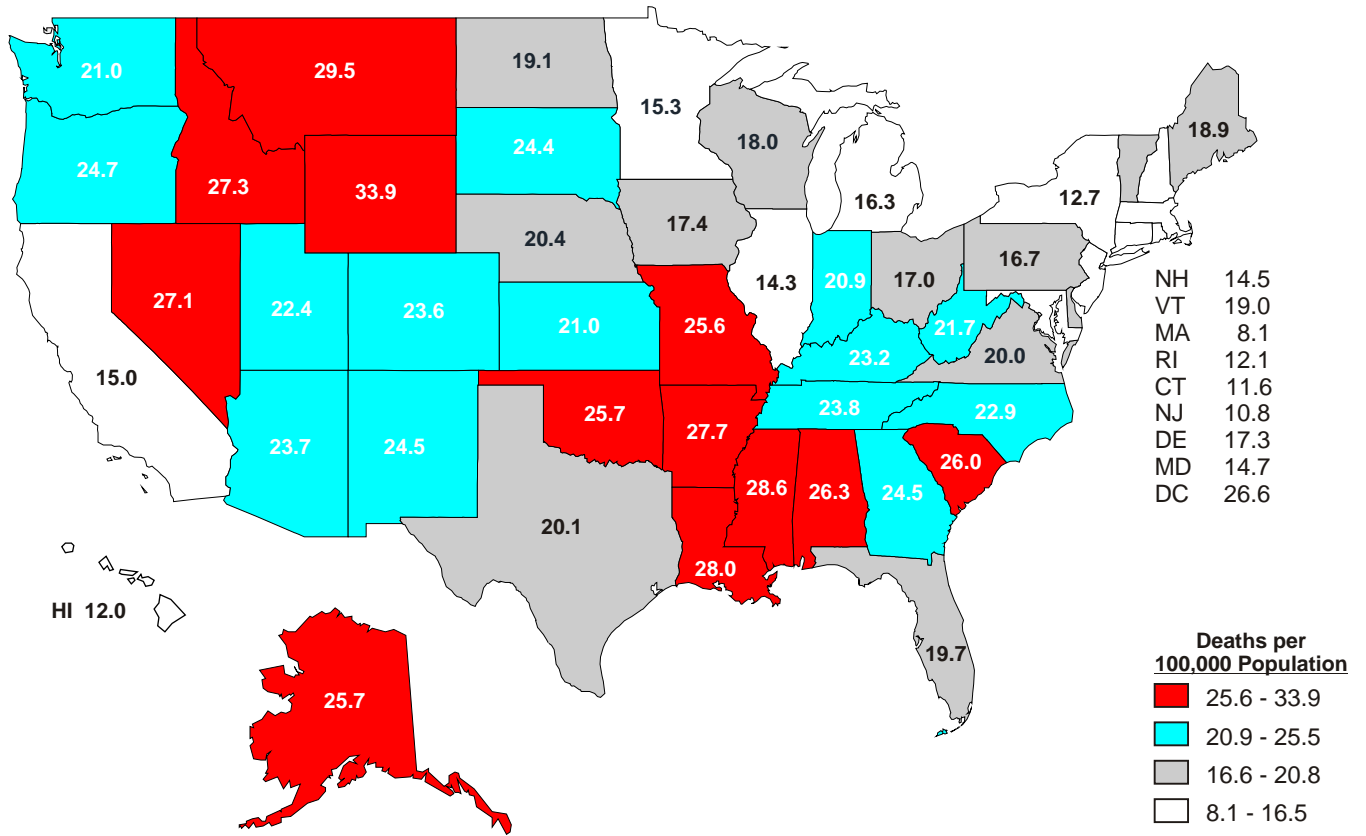
Homicide Death Rates United States, 1996-1998



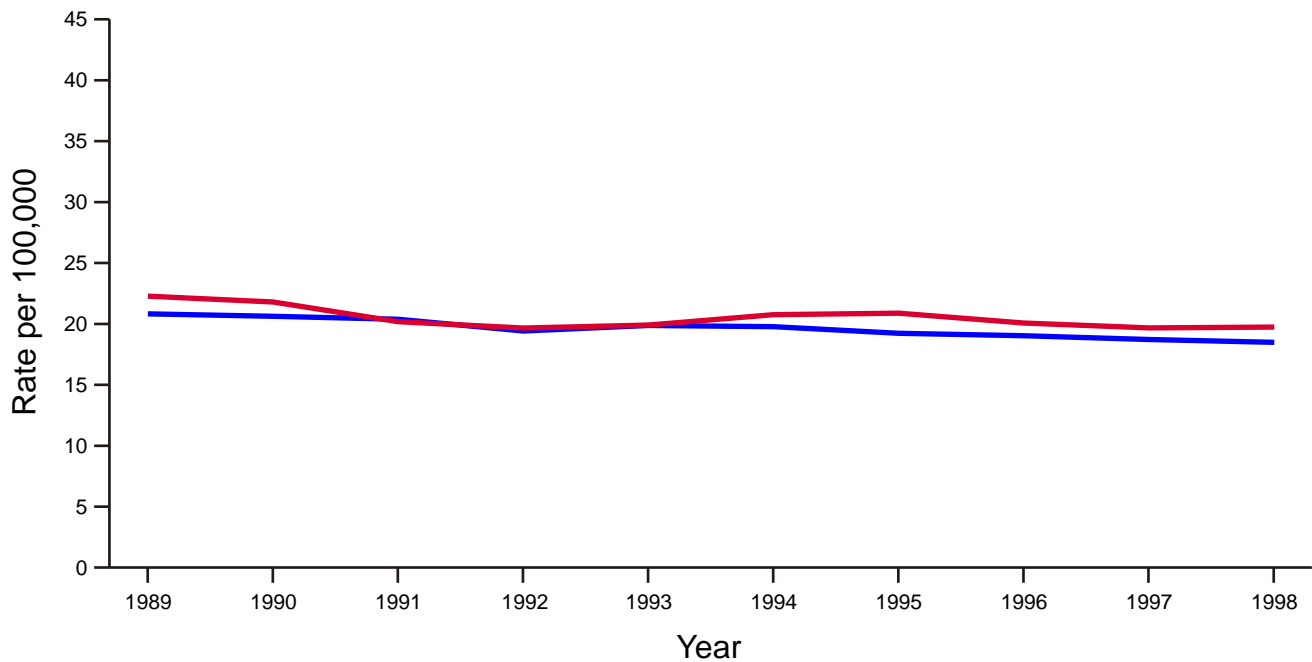
United States and Florida 1989-1998



Traumatic Brain Injury-Related Death Rates* United States, 1996-1998



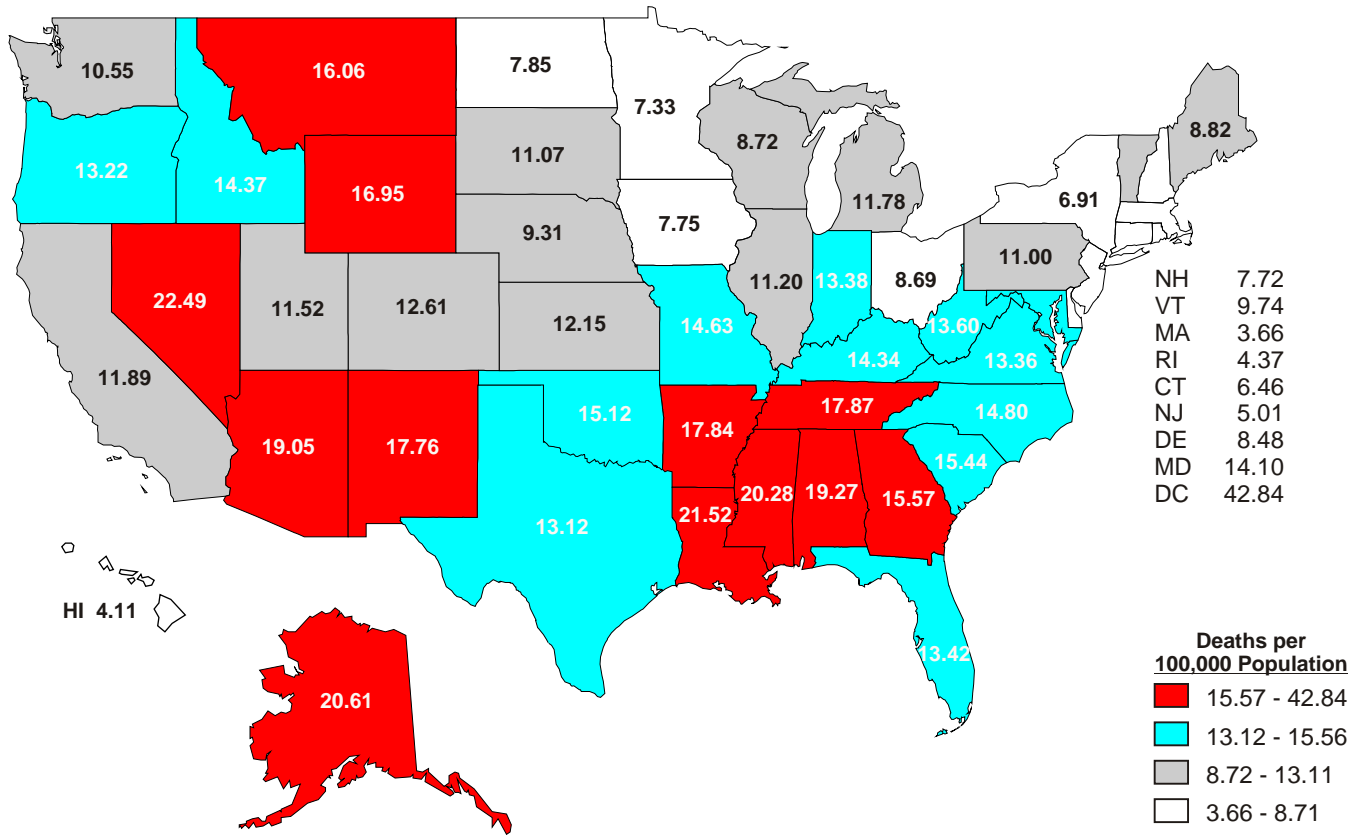
United States and Florida 1989-1998



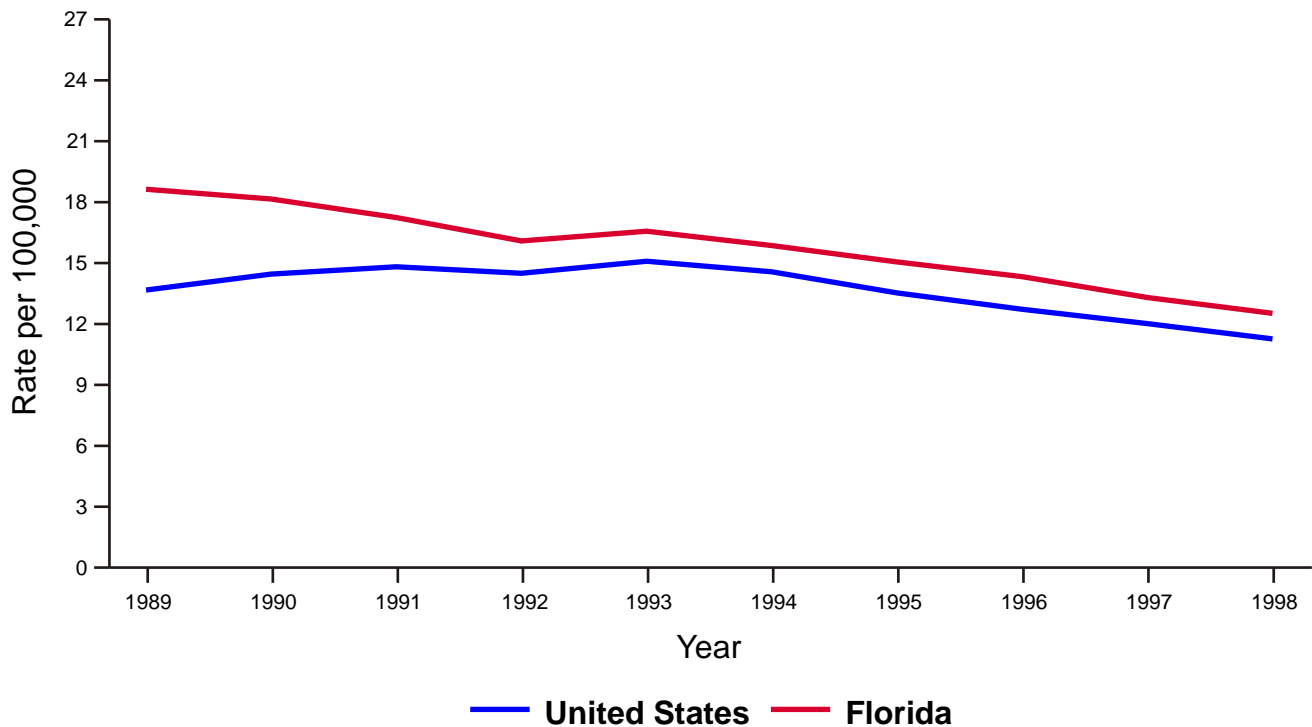
— United States — Florida

* Includes unintentional and intentional deaths from motor vehicles, firearms, falls, and other causes (of determined and undetermined intent).

Firearm-Related Death Rates United States, 1996-1998

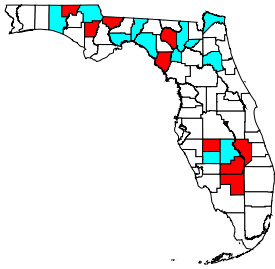


United States and Florida 1989-1998

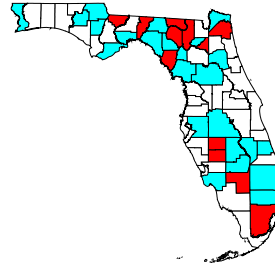


* Includes deaths from firearm suicide, firearm homicide, unintentional firearm-related deaths, and firearm-related deaths of undetermined intent.

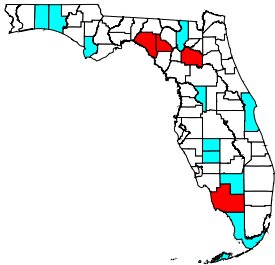
Florida 1989-1998



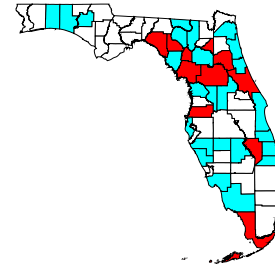
Motor Vehicle
2,693 Deaths/Year
 U.S. 16.4
 FL 19.2
 Excess Deaths/Year **393**



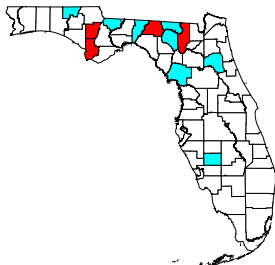
Homicides
1,332 Deaths/Year
 U.S. 8.7
 FL 10.0
 Excess Deaths/Year **171**



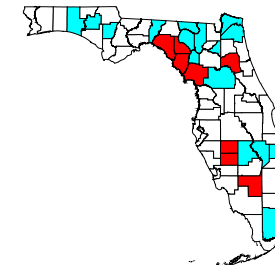
Falls
681 Deaths/Year
 U.S. 4.3
 FL 4.1



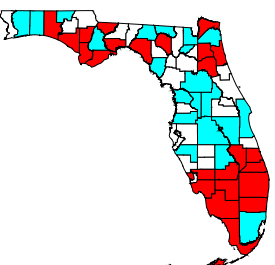
Suicides
2,105 Deaths/Year
 U.S. 12.0
 FL 14.7
 Excess Deaths/Year **376**



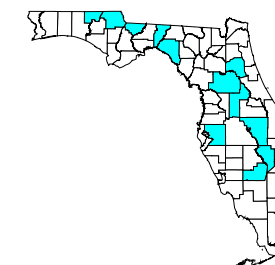
Fires/Burns
174 Deaths/Year
 U.S. 1.6
 FL 1.2



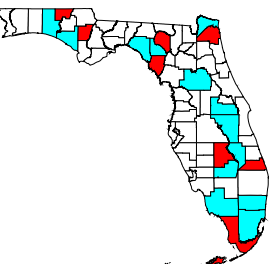
Firearms
2,195 Deaths/Year
 U.S. 13.7
 FL 15.8
 Excess Deaths/Year **282**



Drownings
376 Deaths/Year
 U.S. 1.7
 FL 2.7
 Excess Deaths/Year **151**



Traumatic Brain Injury
2,863 Deaths/Year
 U.S. 18.5
 FL 20.2
 Excess Deaths/Year **232**



Poisonings
376 Deaths/Year
 U.S. 3.2
 FL 2.8

Legend

At or above the 90th NATIONAL percentile

At or above the 75th but less than the 90th NATIONAL percentile

CDC-Funded Injury Control Projects

SAFER·HEALTHIER·PEOPLE™

CDC-Funded Injury Control Projects in FLORIDA

CDC's National Center for Injury Prevention and Control (NCIPC) funds two programs in Florida to build the state's ability to keep its citizens safe.

Intentional Injury

Coordinated Community Responses to Prevent Intimate Partner Violence

Florida hosts one of 10 demonstration projects that look at community prevention efforts in the arena of Intimate Partner Violence. In Dade County, a neighborhood-scale task force will be established to better identify which couples are at-risk, to establish risk assessment and management procedures, to develop and conduct community education and training, and to improve reporting systems for health care- and criminal justice-related data within the communities to better understand the epidemiology of IPV. (*Safespace Shelter of Dade County, Inc., Miami, Florida*)

Rape Prevention and Education

A nationwide grant program providing resources to states for rape prevention and education programs conducted by rape crisis centers, State sexual assault coalitions, and other public and private nonprofit entities for:

- 1) educational seminars;
- 2) operation of hotlines;
- 3) training programs for professionals;
- 4) preparation of informational material;
- 5) education and training programs for students and campus personnel designed to reduce the incidence of sexual assault at colleges and universities;
- 6) education and training to increase awareness about drugs to facilitate rapes or sexual assaults; and
- 7) other efforts to increase awareness about, or to help prevent, sexual assault, including efforts to increase awareness in underserved communities and awareness among individuals with disabilities.

(*Florida Department of Health*)

Notes

Notes

Notes