

State Injury Profile for Pennsylvania

The CDC State Injury Profiles

Gathering and sharing reliable data about the broad range of public health problems is among the many ways the Centers for Disease Control and Prevention protect the safety and health of Americans.

Policy makers and health care workers need access to the best, most current data available so they can make informed decisions about where to allocate limited resources to prevent diseases and injuries. Yet, many people find statistics difficult to understand and interpret. This State Injury Profile offers an easier way to look at statistics. Through maps and graphs, the Profile clearly shows how this state compares with others in the nation and what injury problems are most pressing.

CDC's National Center for Injury Prevention and Control gathers data about a broad range of intentional and unintentional injuries or what many people call 'violence' and 'accidents.' Injuries affect everyone. Injury is the leading cause of death for all Americans ages one to 34, and injury remains one of the leading causes of death, no matter how long someone may live.

Maps and graphs in this State Injury Profile show this state's death rates from in falls, poisoning, drowning, suffocation, fires and burns, suicide, homicide, traumatic brain injury and injuries related to firearms. The graphics show how this state compares with others and with mortality rates in the United States as a whole. You will also find a table showing the Ten Leading Causes of Death for the United States and for this state. **New this year** is a county-by-county map showing locations with higher death rates for each type of injury.

In addition to injury data, you'll also find a list of all CDC-funded injury prevention and research programs in this state for 2001.

DEPARTMENT OF HEALTH AND HUMAN SERVICES

Centers for Disease Control and Prevention
National Center for Injury Prevention and Control

To learn more

After you page through the State Injury Profile, if you want to know more, CDC has made it easy for you to find additional information about any injury and public health. Simply visit www.cdc.gov/ncipc. Or call the CDC National Center for Injury Prevention and Control, Office of Planning, Evaluation and Legislation at 1-770-488-4936.

These other resources offered or funded by the CDC may also interest you:

General information about injury in America

Customized data reports, www.cdc.gov/ncipc/wisqars

Consumer facts and tip sheets, www.cdc.gov/ncipc/safeusa or call the SafeUSA hotline toll free at 1-800-252-7751.

Intentional Injury

National Resource Center on Domestic Violence, 1-800-537-2238

National Sexual Violence Resource Center, www.nsvrc.org, or call 1-877-739-3895

National Violence Against Women Prevention Research Center, www.violenceagainstwomen.org, or call 1-843-792-2945

National Youth Violence Prevention Resource Center, www.safeyouth.org, or call 1-866-SAFEYOUTH (723-3968)

Violence Against Women Electronic Network (VAWnet), www.vawnet.org, or call 1-800-537-2238

Unintentional Injury

National Program for Playground Safety, www.uni.edu/playground, or call 1-800-554-PLAY (7529)

National Resource Center on Aging and Injury, www.olderadultinjury.org, or call 1-619-594-0986

State Injury Profile for Pennsylvania 1989-1998

SAFER·HEALTHIER·PEOPLE™

United States

10 Leading Causes of Deaths by Age Group: 1996-1998

Rank	Age Groups										Total
	<1	1-4	5-9	10-14	15-24	25-34	35-44	45-54	55-64	65+	
1	Congenital Anomalies 18,771	Unintentional Injuries 6,087	Unintentional Injuries 4,666	Unintentional Injuries 5,392	Unintentional Injuries 40,525	Unintentional Injuries 37,468	Malignant Neoplasms 51,170	Malignant Neoplasms 135,803	Malignant Neoplasms 260,166	Heart Disease 1,824,785	Heart Disease 2,185,194
2	Short Gestation 11,928	Congenital Anomalies 1,791	Malignant Neoplasms 1,557	Malignant Neoplasms 1,514	Homicide 18,200	Suicide 16,898	Unintentional Injuries 43,925	Heart Disease 105,367	Heart Disease 198,361	Malignant Neoplasms 1,150,087	Malignant Neoplasms 1,620,642
3	SIDS 8,863	Malignant Neoplasms 1,227	Congenital Anomalies 662	Suicide 918	Suicide 12,679	Homicide 15,068	Heart Disease 40,037	Unintentional Injuries 31,208	Bronchitis Emphysema Asthma 30,317	Cerebro-vascular 419,998	Cerebro-vascular 478,181
4	Respiratory Distress Synd. 3,958	Homicide 1,194	Homicide 523	Homicide 908	Malignant Neoplasms 4,976	HIV 14,953	HIV 26,456	Cerebro-vascular 17,196	Cerebro-vascular 29,005	Bronchitis Emphysema Asthma 283,777	Bronchitis Emphysema Asthma 327,640
5	Maternal Complications 3,836	Heart Disease 643	Heart Disease 413	Congenital Anomalies 613	Heart Disease 3,124	Malignant Neoplasms 13,837	Suicide 20,308	Liver Disease 16,797	Diabetes 25,504	Pneumonia & Influenza 235,529	Unintentional Injuries 288,427
6	Placenta Cord Membranes 2,870	Pneumonia & Influenza 494	Pneumonia & Influenza 218	Heart Disease 560	Congenital Anomalies 1,252	Heart Disease 9,843	Homicide 11,138	Suicide 14,916	Unintentional Injuries 21,316	Diabetes 142,639	Pneumonia & Influenza 262,047
7	Perinatal Infections 2,348	Septicemia 245	HIV 194	Bronchitis Emphysema Asthma 287	HIV 883	Cerebro-vascular 2,068	Liver Disease 10,518	Diabetes 12,979	Liver Disease 15,844	Unintentional Injuries 95,191	Diabetes 189,154
8	Unintentional Injuries 2,323	HIV 233	Bronchitis Emphysema Asthma 159	Pneumonia & Influenza 180	Bronchitis Emphysema Asthma 677	Diabetes 1,903	Cerebro-vascular 8,159	HIV 12,892	Pneumonia & Influenza 11,228	Alzheimer's Disease 65,647	Suicide 92,013
9	Pneumonia & Influenza 1,358	Perinatal Period 210	Benign Neoplasms 134	Cerebro-vascular 140	Pneumonia & Influenza 638	Pneumonia & Influenza 1,633	Diabetes 5,622	Bronchitis Emphysema Asthma 8,467	Suicide 8,834	Nephritis 65,296	Nephritis 75,817
10	Intrauterine Hypoxia 1,341	Benign Neoplasms 188	Cerebro-vascular 102	HIV 139	Cerebro-vascular 533	Liver Disease 1,592	Pneumonia & Influenza 4,255	Pneumonia & Influenza 6,493	Septicemia 5,704	Septicemia 54,428	Liver Disease 75,414

United States Total Number of Injury Deaths

Cause	Deaths	Percent
Unintentional Injury	288,427	65.6%
Intentional	151,102	34.4%
Total (1996-1998)	439,529	100.0%

Average Number of Injury Deaths per Year
In the United States = **146,510**

Pennsylvania

10 Leading Causes of Deaths by Age Group: 1996-1998

Rank	Age Groups										Total
	<1	1-4	5-9	10-14	15-24	25-34	35-44	45-54	55-64	65+	
1	Congenital Anomalies 678	Unintentional Injuries 198	Unintentional Injuries 171	Unintentional Injuries 212	Unintentional Injuries 1,670	Unintentional Injuries 1,607	Malignant Neoplasms 2,318	Malignant Neoplasms 6,407	Malignant Neoplasms 12,980	Heart Disease 109,576	Heart Disease 127,203
2	Short Gestation 550	Congenital Anomalies 53	Malignant Neoplasms 61	Malignant Neoplasms 56	Homicide 737	Suicide 775	Unintentional Injuries 1,957	Heart Disease 4,944	Heart Disease 10,119	Malignant Neoplasms 67,819	Malignant Neoplasms 90,513
3	SIDS 318	Malignant Neoplasms 50	Congenital Anomalies 27	Suicide 30	Suicide 549	Malignant Neoplasms 612	Heart Disease 1,835	Unintentional Injuries 1,376	Diabetes 1,262	Cerebro-vascular 22,830	Cerebro-vascular 25,251
4	Maternal Complications 225	Homicide 45	Homicide 25	Homicide 30	Malignant Neoplasms 194	HIV 545	Suicide 969	Suicide 699	Cerebro-vascular 1,249	Bronchitis Emphysema Asthma 14,527	Bronchitis Emphysema Asthma 16,339
5	Placenta Cord Membranes 167	Heart Disease 29	Heart Disease 18	Congenital Anomalies 23	Heart Disease 126	Homicide 511	HIV 923	Cerebro-vascular 658	Bronchitis Emphysema Asthma 1,247	Pneumonia & Influenza 12,185	Unintentional Injuries 13,788
6	Respiratory Distress Synd. 152	Pneumonia & Influenza 20	Pneumonia & Influenza 14	Heart Disease 23	Congenital Anomalies 41	Heart Disease 458	Liver Disease 381	Diabetes 582	Unintentional Injuries 945	Diabetes 8,441	Pneumonia & Influenza 13,321
7	Perinatal Infections 90	Septicemia 11	Bronchitis Emphysema Asthma 7	Pneumonia & Influenza 13	Bronchitis Emphysema Asthma 29	Pneumonia & Influenza 97	Cerebro-vascular 372	Liver Disease 569	Liver Disease 585	Unintentional Injuries 5,581	Diabetes 10,622
8	Unintentional Injuries 69	Bronchitis Emphysema Asthma 8	Meningitis 5	Bronchitis Emphysema Asthma 10	Septicemia 24	Cerebro-vascular 83	Homicide 354	HIV 443	Pneumonia & Influenza 494	Septicemia 5,069	Septicemia 5,983
9	Intrauterine Hypoxia 67	Cerebro-vascular 7	Cerebro-vascular 4	Cerebro-vascular 4	HIV 21	Diabetes 73	Diabetes 245	Bronchitis Emphysema Asthma 371	Septicemia 408	Nephritis 4,993	Nephritis 5,581
10	Pneumonia & Influenza 50	HIV 7	HIV 4	Septicemia 4	Pneumonia & Influenza 20	Liver Disease 47	Pneumonia & Influenza 176	Pneumonia & Influenza 251	Suicide 365	Alzheimer's Disease 2,843	Suicide 4,210

Pennsylvania Total Number of Injury Deaths

<u>Cause</u>	<u>Deaths</u>	<u>Percent</u>
Unintentional Injury	13,788	68.5%
Intentional Injury	6,348	31.5%
Total (1996-1998)	20,136	100.0%

Average Number of Injury Deaths per Year
In Pennsylvania = **6,712**

1996-1998 Leading Causes of Death

Unintentional Injury

United States Unintentional Injury

<u>Cause</u>	<u>Deaths</u>	<u>Percent</u>
MV Traffic	127,053	44.1%
Fall	35,745	12.4%
Poisoning	30,474	10.6%
Suffocation	13,325	4.6%
Drowning	12,416	4.3%
Fire/Burn	10,809	3.7%
Other Causes	<u>58,605</u>	<u>20.3%</u>
	288,427	100.0%

Pennsylvania Only Unintentional Injury

<u>Cause</u>	<u>Deaths</u>	<u>Percent</u>
MV Traffic	4,795	34.8%
Poisoning	2,173	15.8%
Fall	1,761	12.8%
Suffocation	778	5.6%
Fire/Burn	599	4.3%
Other Causes	<u>3,682</u>	<u>26.7%</u>
	13,788	100.0%

Intentional Injury

United States Suicide

<u>Cause</u>	<u>Deaths</u>	<u>Percent</u>
Firearm	53,156	57.8%
Suffocation	16,469	17.9%
Poisoning	15,280	16.6%
Other Causes	<u>7,108</u>	<u>7.7%</u>
	92,013	100.0%

Pennsylvania Only Suicide

<u>Cause</u>	<u>Deaths</u>	<u>Percent</u>
Firearm	2,336	55.5%
Suffocation	803	19.1%
Poisoning	707	16.8%
Other Causes	<u>364</u>	<u>8.6%</u>
	4,210	100.0%

United States Homicide and Legal Intervention

<u>Cause</u>	<u>Deaths</u>	<u>Percent</u>
Firearm	39,951	67.6%
Cut/Pierce	6,955	11.8%
Suffocation	2,147	3.6%
Other Causes	<u>10,036</u>	<u>17.0%</u>
	59,089	100.0%

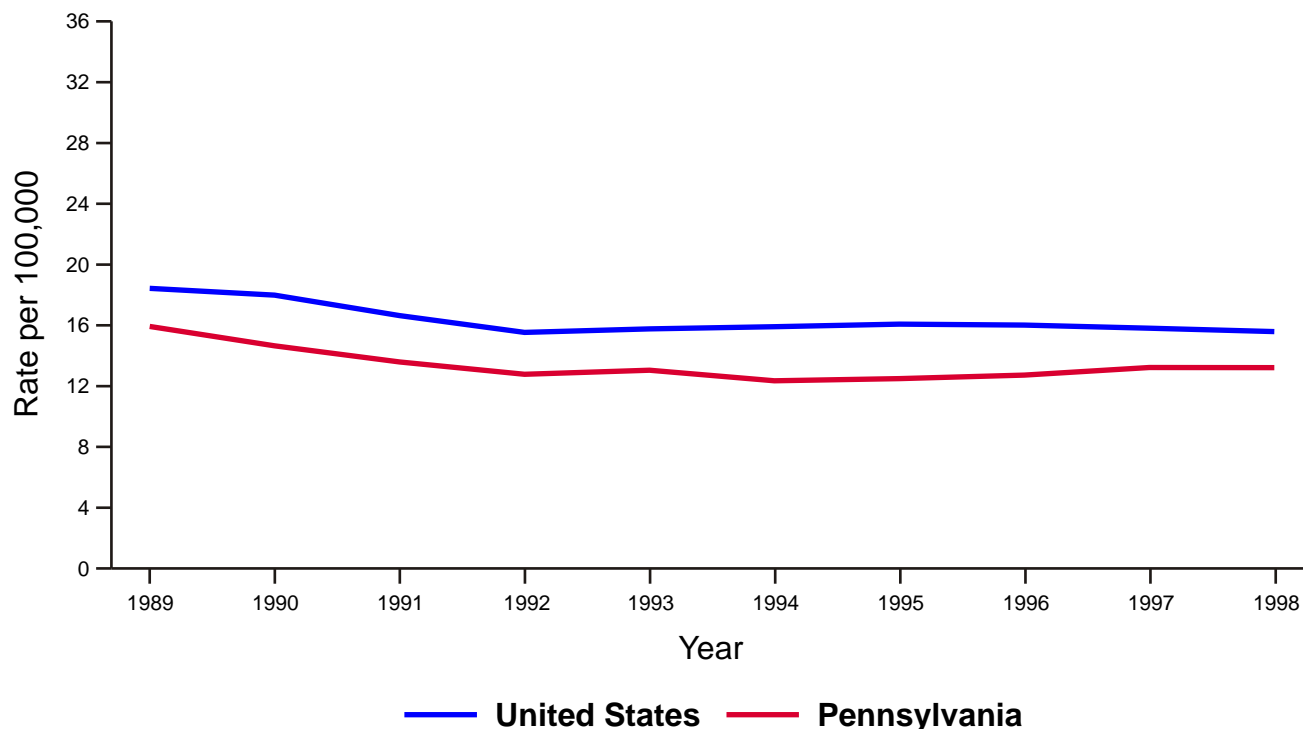
Pennsylvania Only Homicide and Legal Intervention

<u>Cause</u>	<u>Deaths</u>	<u>Percent</u>
Firearm	1,522	71.2%
Cut/Pierce	191	8.9%
Suffocation	69	3.2%
Other Causes	<u>356</u>	<u>16.7%</u>
	2,138	100.0%

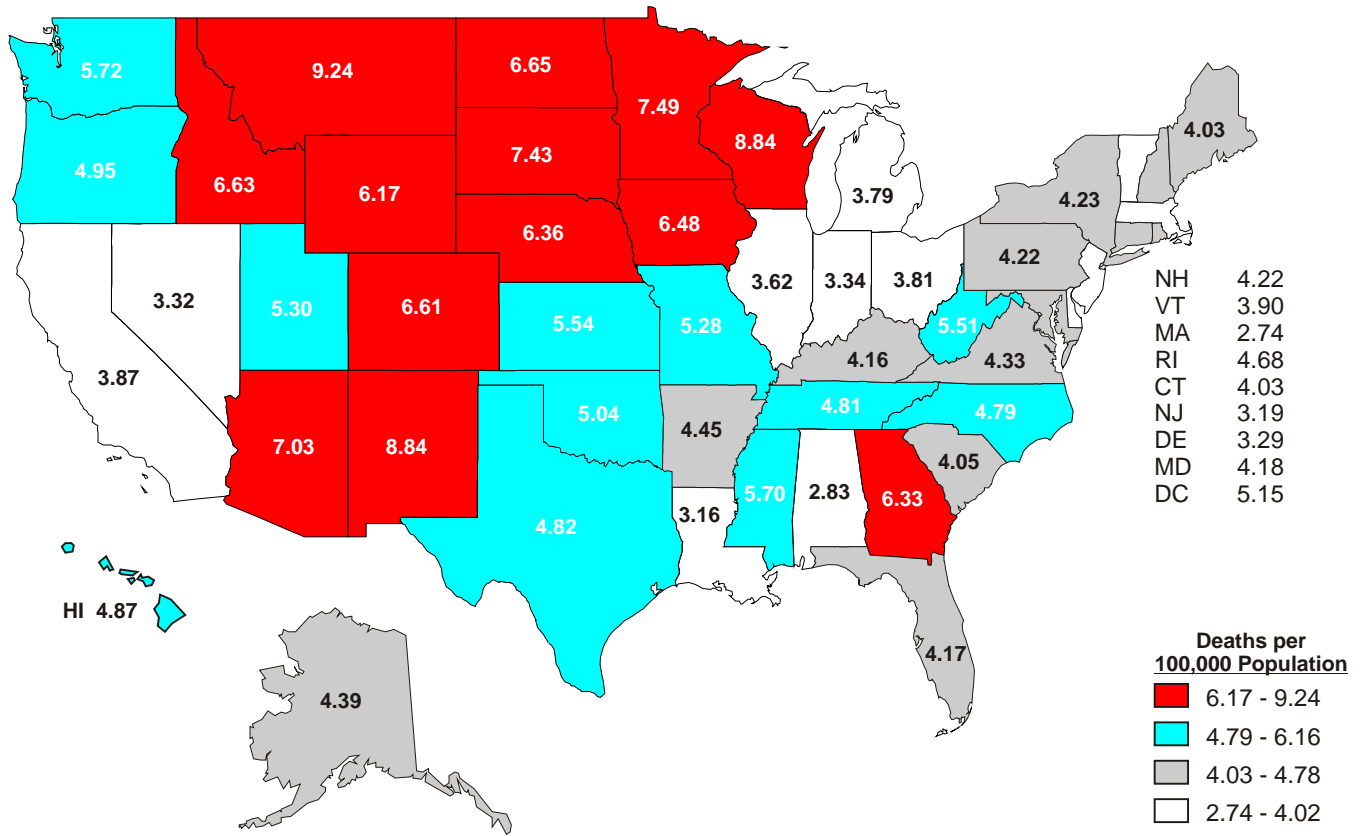
Unintentional Motor Vehicle, Traffic-Related Death Rates United States, 1996-1998



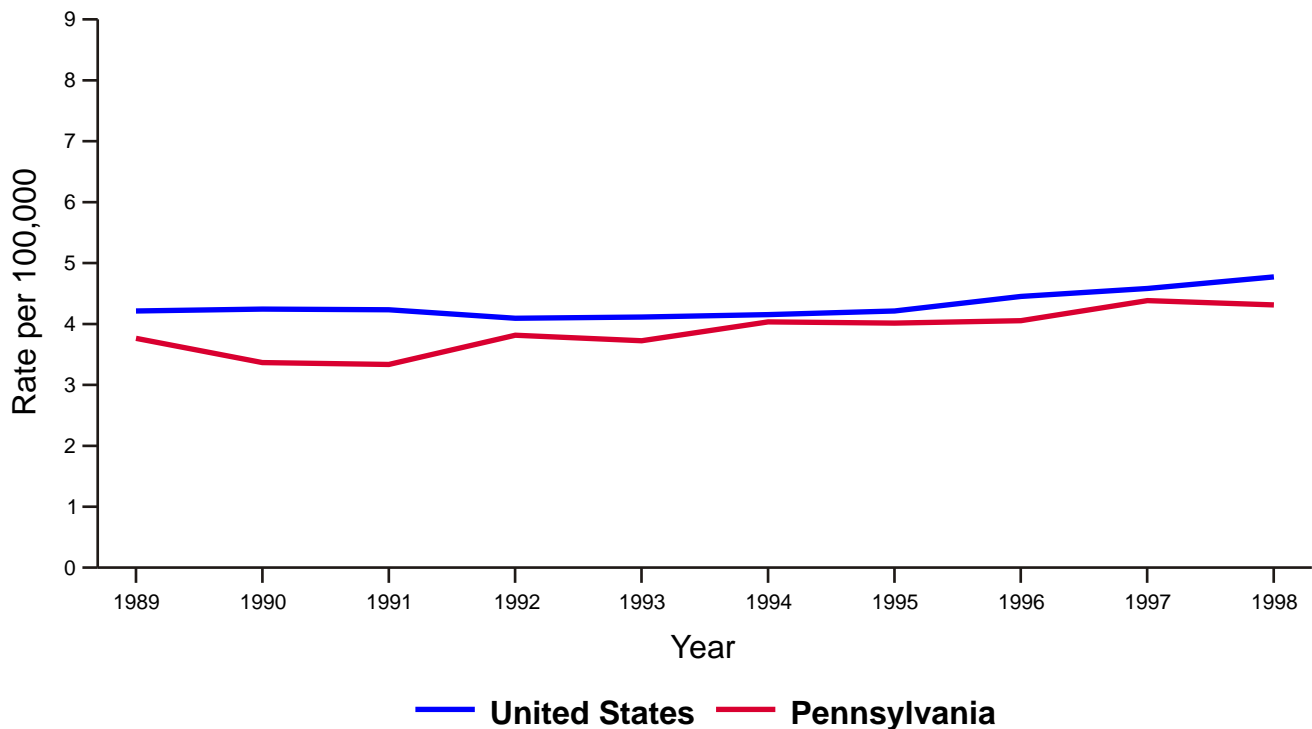
United States and Pennsylvania 1989-1998



Unintentional Fall Death Rates United States, 1996-1998



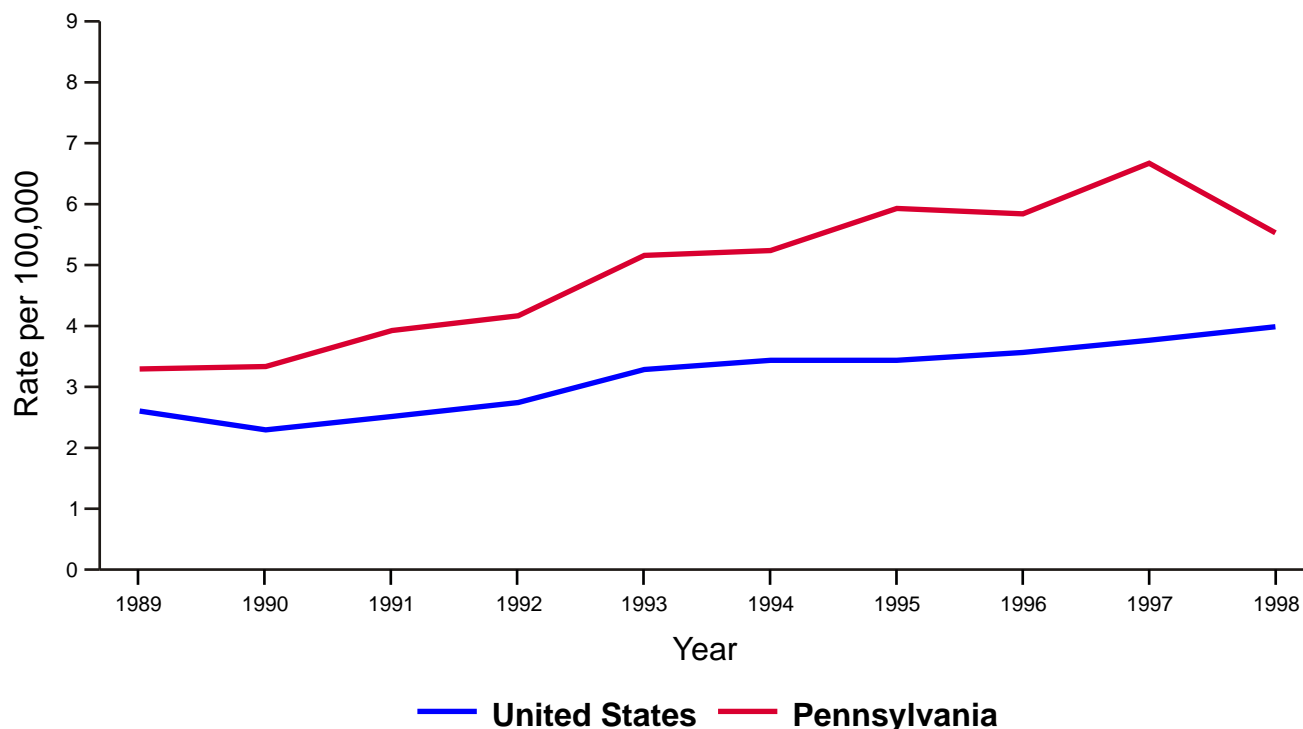
United States and Pennsylvania 1989-1998



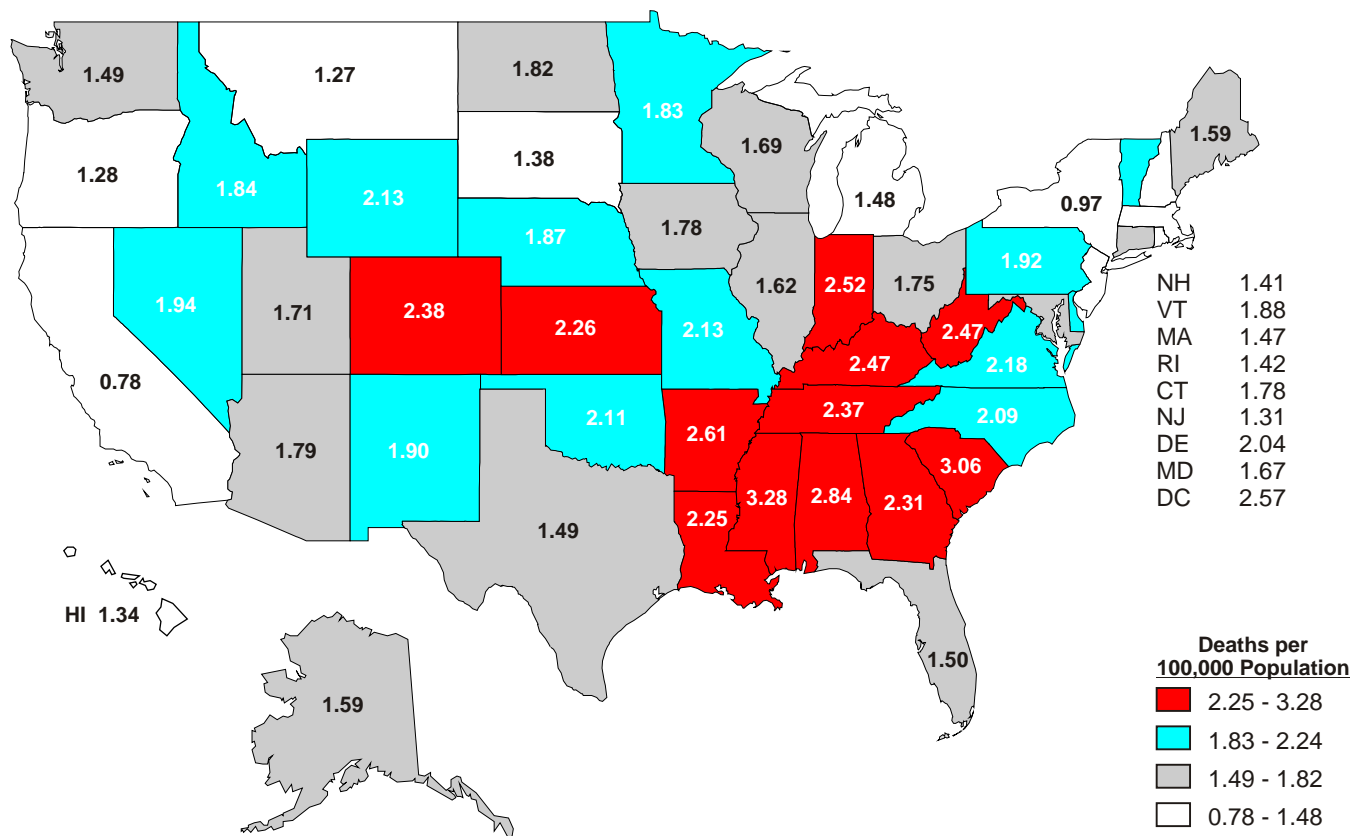
Unintentional Poisoning Death Rates United States, 1996-1998



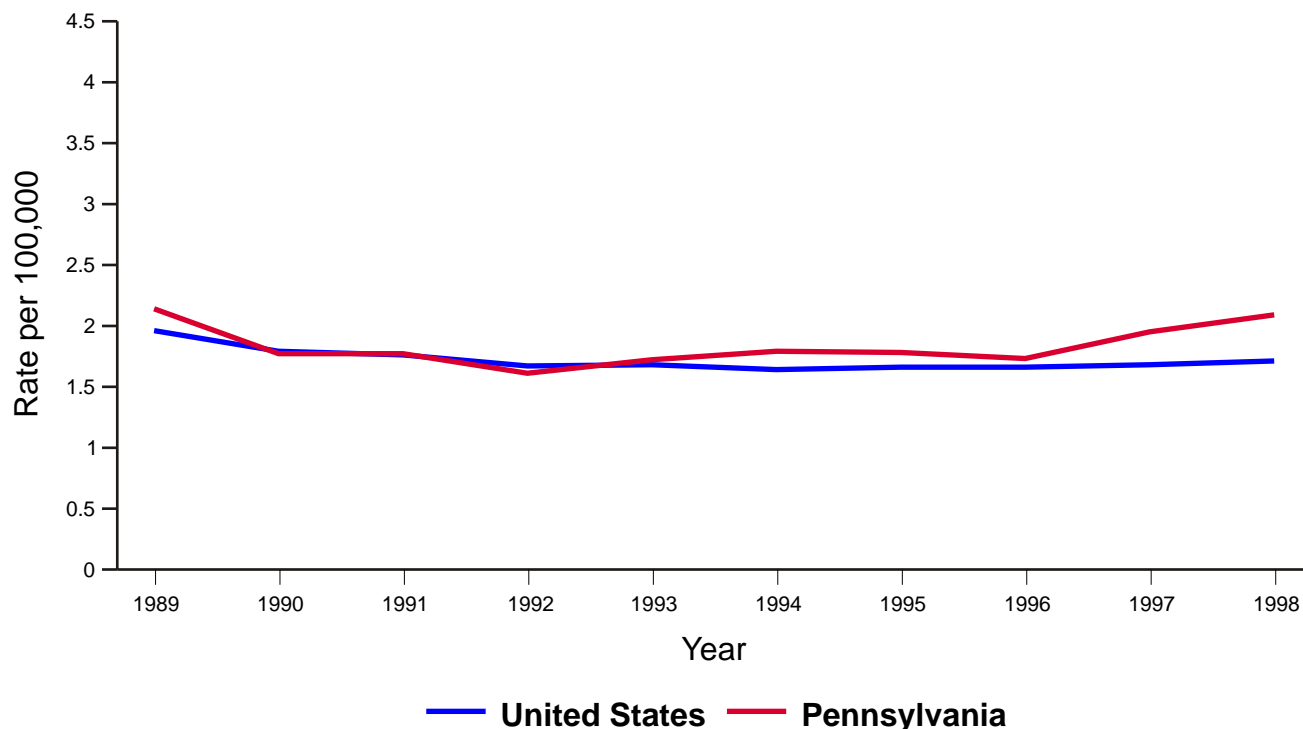
United States and Pennsylvania 1989-1998



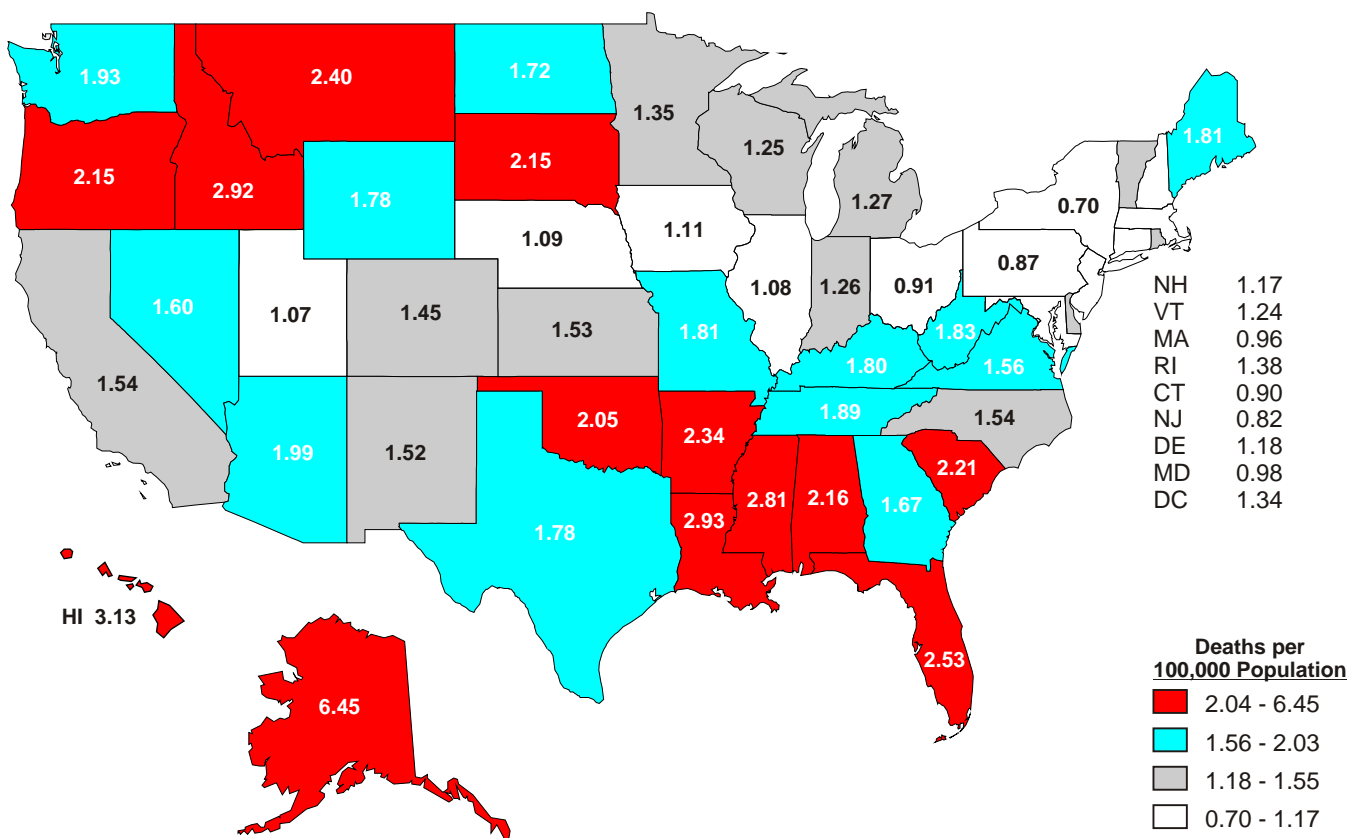
Unintentional Suffocation Death Rates United States, 1996-1998



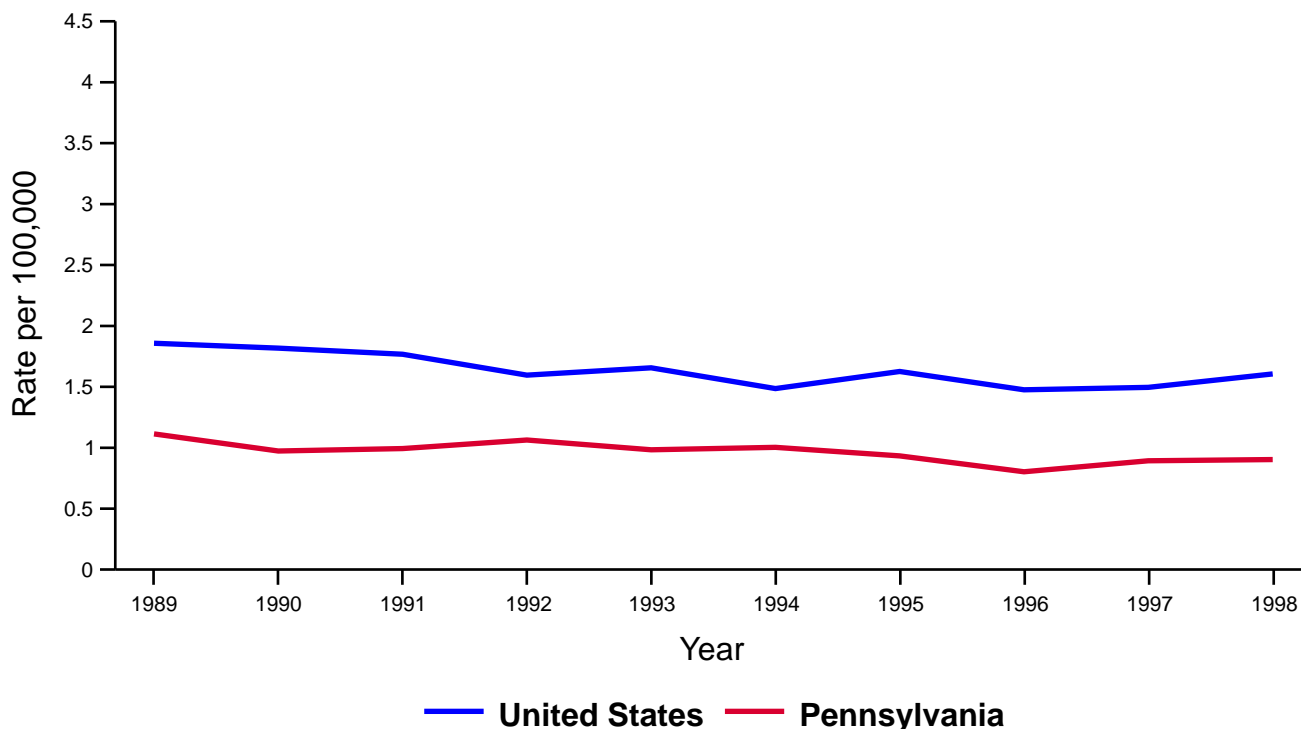
United States and Pennsylvania 1989-1998



Unintentional Drowning Death Rates United States, 1996-1998



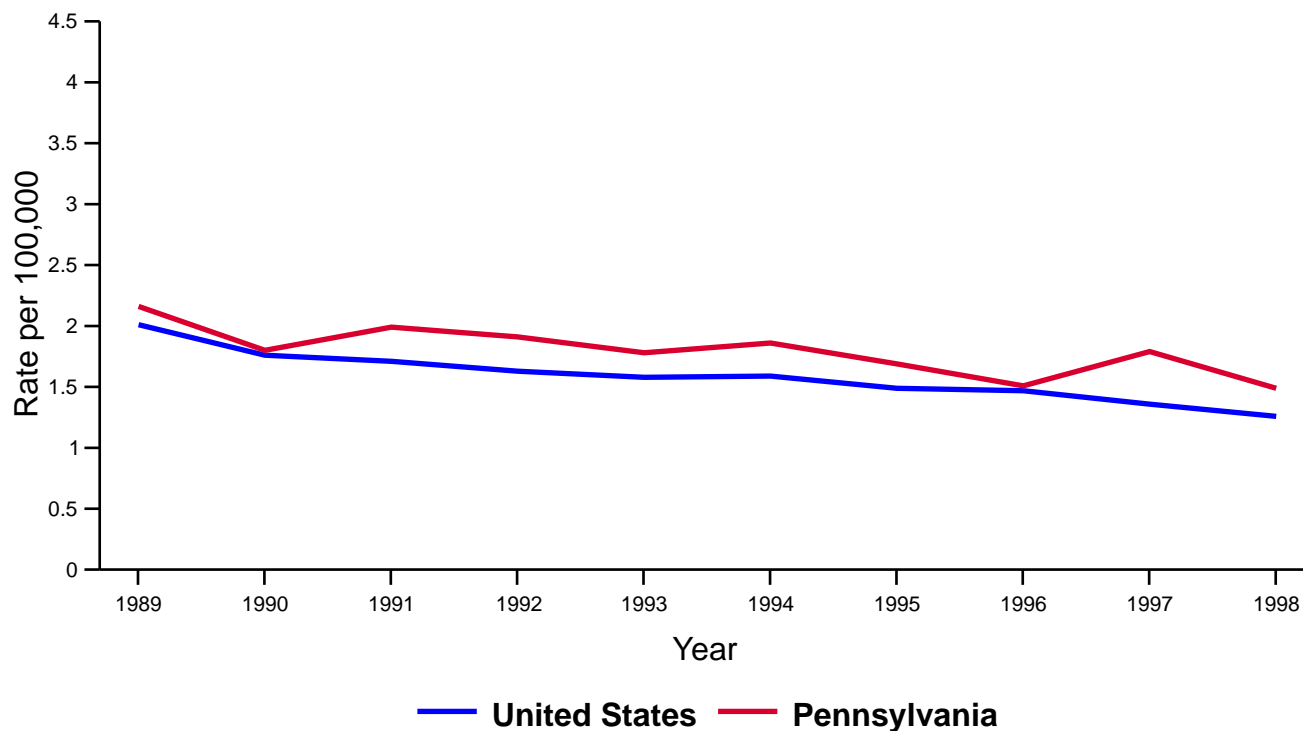
United States and Pennsylvania 1989-1998



Unintentional Fire and Burn-Related Death Rates United States, 1996-1998



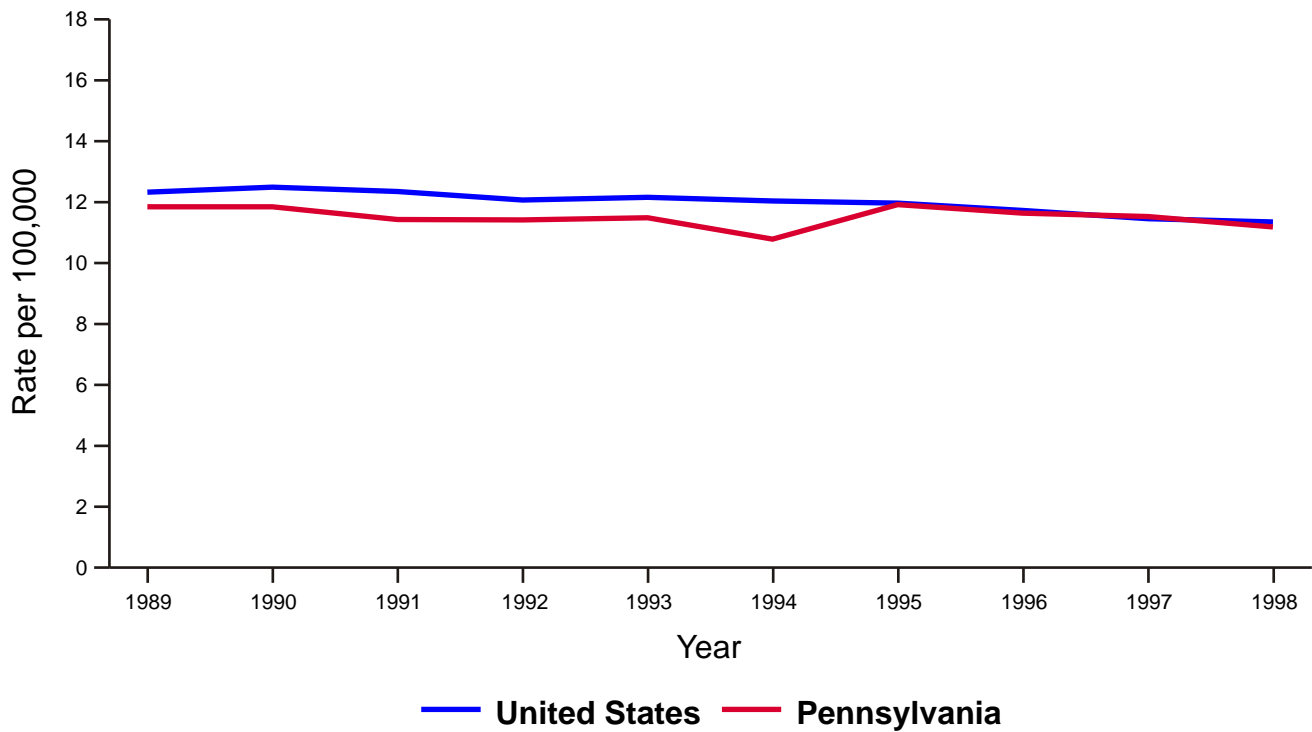
United States and Pennsylvania 1989-1998



Suicide Death Rates United States, 1996-1998



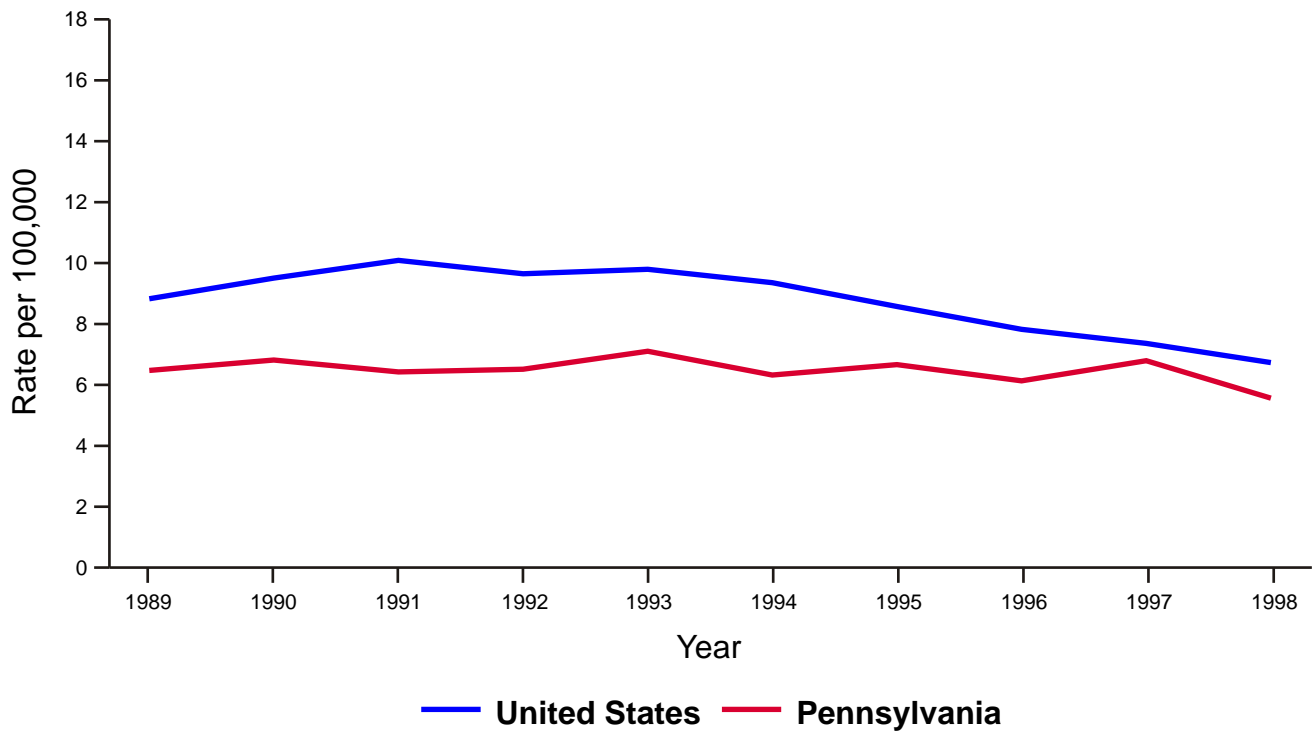
United States and Pennsylvania 1989-1998



Homicide Death Rates United States, 1996-1998



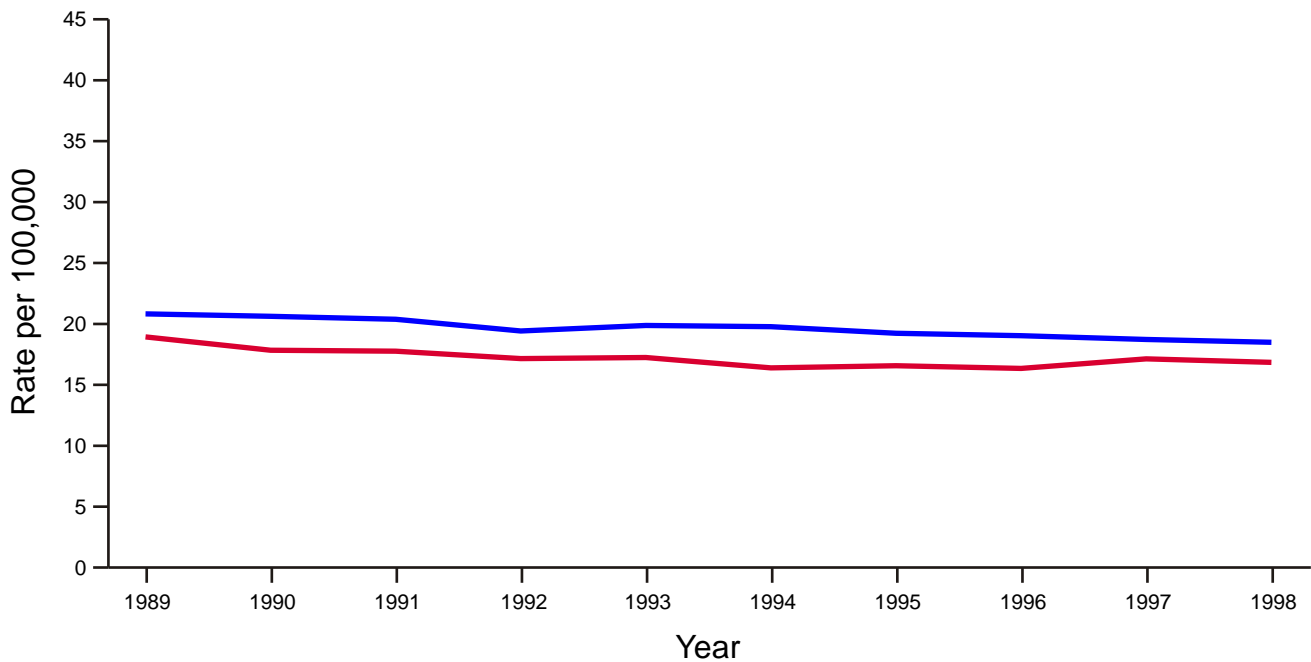
United States and Pennsylvania 1989-1998



Traumatic Brain Injury-Related Death Rates* United States, 1996-1998



United States and Pennsylvania 1989-1998



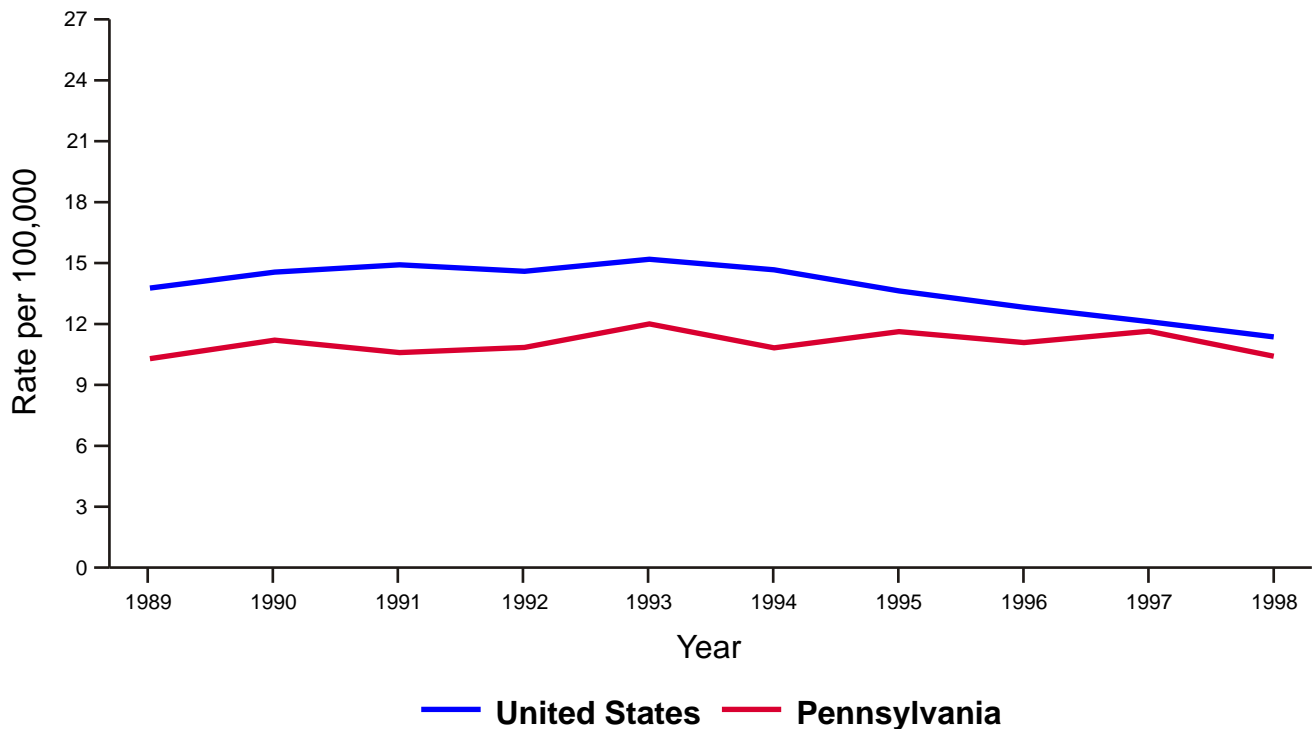
— United States — Pennsylvania

* Includes unintentional and intentional deaths from motor vehicles, firearms, falls, and other causes (of determined and undetermined intent).

Firearm-Related Death Rates United States, 1996-1998

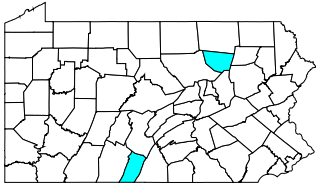


United States and Pennsylvania 1989-1998

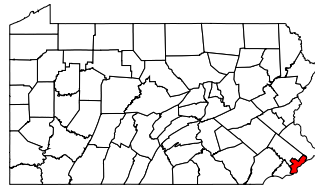


* Includes deaths from firearm suicide, firearm homicide, unintentional firearm-related deaths, and firearm-related deaths of undetermined intent.

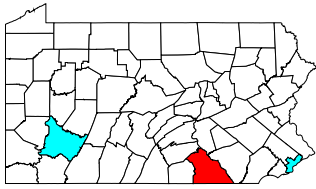
Pennsylvania 1989-1998



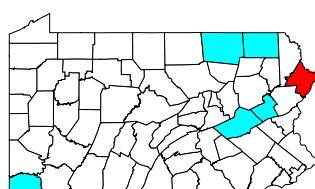
Motor Vehicle
1,650 Deaths/Year
 U.S. 16.4
 PA 13.5



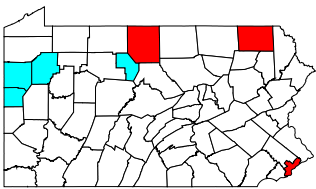
Homicides
770 Deaths/Year
 U.S. 8.7
 PA 6.4



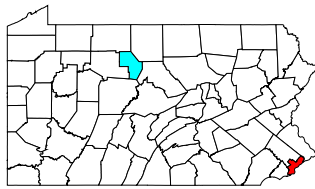
Falls
510 Deaths/Year
 U.S. 4.3
 PA 3.9



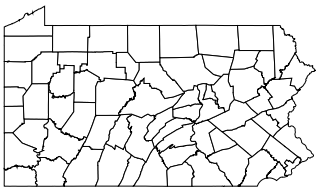
Suicides
1,410 Deaths/Year
 U.S. 12.0
 PA 11.5



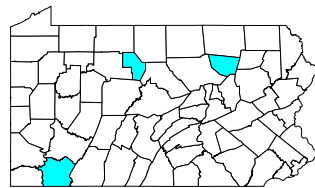
Fires/Burns
224 Deaths/Year
 U.S. 1.6
 PA 1.8
 Excess Deaths/Year **24**



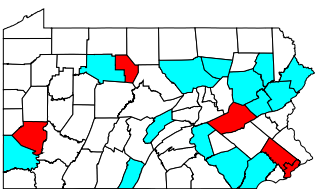
Firearms
1,343 Deaths/Year
 U.S. 13.7
 PA 11.0



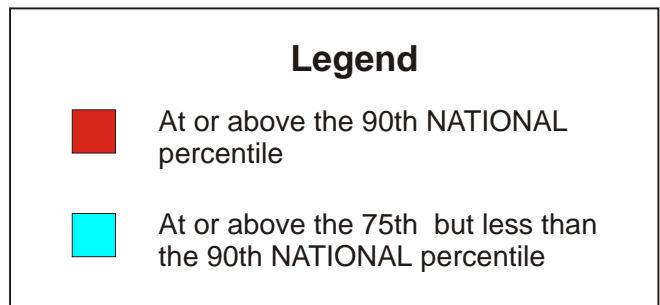
Drownings
117 Deaths/Year
 U.S. 1.7
 PA 1.0



Traumatic Brain Injury
2,085 Deaths/Year
 U.S. 18.5
 PA 16.9



Poisonings
593 Deaths/Year
 U.S. 3.2
 PA 5.0
 Excess Deaths/Year **210**



CDC-Funded Injury Control Projects

SAFER·HEALTHIER·PEOPLE™

CDC-Funded Injury Control Projects in PENNSYLVANIA

The National Center for Injury Prevention and Control (NCIPC) funds six programs in Pennsylvania to build the state's ability to keep its citizens safe. Pennsylvania is home to one of the United States' 10 Injury Research Control Centers.

Injury Control Research Centers

The University of Pittsburgh Center for Injury Research and Control (CIRCL)

Injury Control Research Centers conduct research in the three core phases of injury control — prevention, acute care, and rehabilitation — and serve as training and information centers. ICRC research is interdisciplinary, incorporating medicine, engineering, epidemiology, law, and criminal justice, behavioral and social sciences, biostatistics, public health, and biomechanics. An interdisciplinary program involving 6 schools and 18 departments of the University of Pittsburgh, leads and coordinates local, regional, and statewide injury control efforts. CIRCL advocates scientific discipline in injury control projects; develops local and regional injury surveillance systems and links surveillance data to preventive interventions; supports, coordinates, and conducts injury control research; promotes community-based injury control programs and policies; educates trainees, professionals, and the public about injury problems and solutions; and disseminates information about injury control opportunities and activities. (*University of Pittsburgh Center for Injury Research and Control*)

Unintentional Injury

Prevention of Fire-Related Injuries

A project to reduce residential fire death rates among people residing in three high-risk communities. Trained volunteers from community organizations and fire departments will install lithium-powered (non-removable battery) alarms in eligible residences. They will also educate residents about fire safety and smoke alarm maintenance. The project will purchase and install special needs alarms where necessary. (*Pennsylvania Department of Health*)

Intentional Injury

Prevention of Violence Against Women Electronic Networking Program

A program to plan, implement, and evaluate an electronic network designed to help state domestic violence coalitions and allied organizations develop and support effective local, state, and national intervention and prevention initiatives. (*Pennsylvania Coalition Against Domestic Violence, Inc., Philadelphia*)

Community-Based Primary Prevention Programs to Prevent Intimate Partner Violence

A project to implement and evaluate a community-based approach to prevent intimate partner violence among African American adolescents. Program staff will implement and evaluate a school-based curriculum to prevent intimate partner violence among middle school-age youth in urban communities. The curriculum will also be modified, implemented, and evaluated

among youth ages 11–14 who have witnessed intimate partner violence and currently reside at a battered women's shelter with their mothers. In addition, program staff will provide counseling for young victims, perpetrators, or witnesses; educate parents of middle school-aged youth about intimate partner violence to promote community awareness; and develop in-service training for health and physical education teachers. (*Women Against Abuse, Inc., Philadelphia*)

Rape Prevention and Education

A nationwide grant program providing resources to states for rape prevention and education programs conducted by rape crisis centers, State sexual assault coalitions, and other public and private nonprofit entities for:

- 1) educational seminars;
- 2) operation of hotlines;
- 3) training programs for professionals;
- 4) preparation of informational material;
- 5) education and training programs for students and campus personnel designed to reduce the incidence of sexual assault at colleges and universities;
- 6) education and training to increase awareness about drugs to facilitate rapes or sexual assaults; and
- 7) other efforts to increase awareness about, or to help prevent, sexual assault, including efforts to increase awareness in underserved communities and awareness among individuals with disabilities.

(*State Block Grant*)

Acute Care and Rehabilitation

Biomechanics of Diffuse Brain Injuries

A research program to predict accurately the conditions that cause diffuse brain injuries in humans. (*University of Pennsylvania*)

Notes

Notes