

**Estimated Cases of Dementia in Total Veteran Population
All Levels of Severity**

FY 2002

Ages	Men			Women			Total		
	Middle	Low	High	Middle	Low	High	Middle	Low	High
65-69	26,585	20,727	35,902	659	514	890	27,244	21,241	36,792
70-74	66,861	54,223	79,495	1,443	1,170	1,715	68,304	55,393	81,211
75-79	83,091	69,711	89,879	2,639	2,214	2,855	85,730	71,925	92,734
80-84	136,961	107,258	164,590	9,541	7,472	11,466	146,502	114,730	176,056
85-89	65,926	57,826	73,773	4,502	3,949	5,038	70,428	61,775	78,810
90-94	21,970	16,857	26,574	2,272	1,743	2,748	24,242	18,600	29,321
95-99	3,596	2,940	4,362	597	488	724	4,192	3,428	5,086
100+	409	350	494	98	84	118	507	434	612
Total	405,398	329,893	475,068	21,751	17,634	25,555	427,149	347,528	500,623

FY 2003

Ages	Men			Women			Total		
	Middle	Low	High	Middle	Low	High	Middle	Low	High
65-69	25,223	19,665	34,062	643	501	868	25,866	20,167	34,930
70-74	65,631	53,226	78,033	1,483	1,203	1,764	67,114	54,429	79,797
75-79	80,038	67,150	86,577	1,906	1,599	2,062	81,945	68,749	88,639
80-84	141,204	110,581	169,690	10,267	8,040	12,338	151,471	118,621	182,027
85-89	75,246	66,001	84,202	5,083	4,459	5,688	80,329	70,460	89,890
90-94	24,716	18,965	29,895	2,599	1,994	3,143	27,315	20,959	33,039
95-99	4,073	3,330	4,941	624	510	757	4,697	3,841	5,698
100+	355	304	429	95	81	114	450	385	543
Total	416,486	339,222	487,829	22,700	18,388	26,735	439,187	357,610	514,563

FY 2004

Ages	Men			Women			Total		
	Middle	Low	High	Middle	Low	High	Middle	Low	High
65-69	24,077	18,772	32,515	638	497	861	24,715	19,269	33,376
70-74	63,152	51,215	75,085	1,482	1,202	1,762	64,633	52,417	76,847
75-79	77,352	64,897	83,672	1,543	1,294	1,669	78,895	66,191	85,341
80-84	144,797	113,395	174,007	10,030	7,855	12,054	154,827	121,250	186,061
85-89	85,213	74,744	95,355	5,886	5,163	6,586	91,098	79,906	101,942
90-94	28,314	21,725	34,247	2,902	2,226	3,510	31,216	23,952	37,757
95-99	4,620	3,777	5,604	684	560	830	5,304	4,337	6,435
100+	345	296	417	96	82	116	442	378	533
Total	427,870	348,820	500,902	23,260	18,879	27,388	451,130	367,699	528,290

FY 2005

Ages	Men			Women			Total		
	Middle	Low	High	Middle	Low	High	Middle	Low	High
65-69	23,462	18,293	31,685	643	501	868	24,105	18,794	32,553
70-74	58,982	47,834	70,128	1,440	1,168	1,713	60,423	49,002	71,840
75-79	75,601	63,427	81,778	1,546	1,297	1,673	77,148	64,725	83,450
80-84	144,740	113,350	173,939	8,578	6,718	10,309	153,319	120,068	184,248
85-89	95,157	83,467	106,484	7,111	6,238	7,958	102,269	89,704	114,442
90-94	33,422	25,645	40,426	3,206	2,460	3,877	36,628	28,104	44,303
95-99	5,199	4,251	6,307	762	623	924	5,961	4,874	7,231
100+	367	314	443	96	82	116	463	396	559
Total	436,931	356,580	511,187	23,383	19,088	27,438	460,314	375,668	538,625

FY 2006

Ages	Men			Women			Total		
	Middle	Low	High	Middle	Low	High	Middle	Low	High
65-69	23,388	18,235	31,585	656	512	886	24,045	18,747	32,471
70-74	54,975	44,584	65,363	1,392	1,129	1,656	56,367	45,713	67,019
75-79	73,486	61,653	79,489	1,630	1,367	1,763	75,116	63,020	81,252
80-84	143,920	112,708	172,953	6,786	5,314	8,155	150,705	118,022	181,107
85-89	104,388	91,563	116,813	8,532	7,484	9,547	112,920	99,047	126,360
90-94	38,898	29,847	47,049	3,558	2,730	4,303	42,456	32,577	51,353
95-99	5,822	4,761	7,063	847	693	1,028	6,670	5,454	8,091
100+	431	369	520	103	88	124	535	458	645
Total	445,309	363,719	520,836	23,504	19,317	27,462	468,813	383,036	548,298

FY 2007

Ages	Men			Women			Total		
	Middle	Low	High	Middle	Low	High	Middle	Low	High
65-69	23,904	18,637	32,280	668	521	902	24,572	19,158	33,182
70-74	51,750	41,969	61,530	1,364	1,106	1,621	53,114	43,075	63,151
75-79	71,034	59,595	76,837	1,683	1,412	1,820	72,716	61,007	78,657
80-84	144,229	112,950	173,324	5,196	4,069	6,244	149,425	117,019	179,568
85-89	109,908	96,405	122,990	9,604	8,424	10,747	119,512	104,829	133,737
90-94	44,766	34,349	54,146	4,063	3,117	4,914	48,829	37,466	59,060
95-99	6,545	5,352	7,940	935	765	1,134	7,480	6,116	9,075
100+	499	427	603	118	101	143	618	529	745
Total	452,634	369,683	529,649	23,630	19,515	27,526	476,265	389,198	557,175

FY 2008

Ages	Men			Women			Total		
	Middle	Low	High	Middle	Low	High	Middle	Low	High
65-69	24,539	19,132	33,139	697	544	942	25,237	19,676	34,080
70-74	49,228	39,923	58,531	1,330	1,078	1,581	50,558	41,002	60,111
75-79	69,758	58,525	75,457	1,727	1,449	1,868	71,485	59,974	77,325
80-84	138,784	108,685	166,781	3,771	2,953	4,531	142,554	111,638	171,312
85-89	112,975	99,096	126,423	10,277	9,014	11,500	123,252	108,110	137,923
90-94	50,932	39,080	61,604	4,601	3,530	5,565	55,533	42,610	67,169
95-99	7,346	6,007	8,912	1,068	874	1,296	8,414	6,880	10,208
100+	554	474	668	121	103	146	674	577	814
Total	454,115	370,922	531,513	23,592	19,545	27,429	477,707	390,467	558,942

FY 2009

Ages	Men			Women			Total		
	Middle	Low	High	Middle	Low	High	Middle	Low	High
65-69	25,452	19,844	34,371	714	557	965	26,166	20,401	35,336
70-74	47,106	38,202	56,008	1,319	1,070	1,569	48,425	39,272	57,576
75-79	67,209	56,386	72,700	1,724	1,446	1,865	68,933	57,833	74,564
80-84	134,337	105,203	161,437	3,082	2,414	3,704	137,420	107,617	165,142
85-89	115,891	101,653	129,685	9,936	8,716	11,119	125,827	110,368	140,804
90-94	57,545	44,154	69,603	5,345	4,101	6,465	62,890	48,255	76,069
95-99	8,424	6,888	10,219	1,189	972	1,442	9,612	7,860	11,661
100+	620	531	748	131	112	158	752	643	907
Total	456,584	372,861	534,771	23,442	19,389	27,287	480,025	392,250	562,058

FY 2010

Ages	Men			Women			Total		
	Middle	Low	High	Middle	Low	High	Middle	Low	High
65-69	26,391	20,576	35,639	726	566	980	27,117	21,142	36,620
70-74	45,962	37,274	54,647	1,330	1,078	1,581	47,291	38,353	56,228
75-79	62,844	52,725	67,979	1,675	1,405	1,812	64,520	54,130	69,791
80-84	131,537	103,010	158,072	3,098	2,426	3,723	134,635	105,436	161,795
85-89	115,918	101,677	129,716	8,376	7,347	9,373	124,294	109,024	139,089
90-94	64,224	49,279	77,682	6,493	4,982	7,854	70,717	54,261	85,536
95-99	9,978	8,159	12,105	1,307	1,069	1,586	11,285	9,228	13,691
100+	692	592	835	145	124	175	837	716	1,010
Total	457,546	373,292	536,674	23,150	18,998	27,084	480,696	392,290	563,758

FY 2011

Ages	Men			Women			Total		
	Middle	Low	High	Middle	Low	High	Middle	Low	High
65-69	29,865	23,285	40,331	792	618	1,070	30,657	23,902	41,400
70-74	45,887	37,213	54,558	1,358	1,101	1,614	47,244	38,314	56,172
75-79	58,701	49,248	63,496	1,620	1,359	1,752	60,320	50,607	65,248
80-84	128,153	100,360	154,005	3,266	2,557	3,924	131,419	102,918	157,930
85-89	115,580	101,380	129,337	6,560	5,754	7,341	122,140	107,135	136,678
90-94	70,276	53,922	85,001	7,800	5,985	9,434	78,075	59,907	94,435
95-99	11,586	9,474	14,055	1,447	1,183	1,756	13,033	10,657	15,811
100+	773	662	933	160	137	193	933	799	1,126
Total	460,820	375,544	541,717	23,003	18,695	27,085	483,823	394,239	568,802

FY 2012

Ages	Men			Women			Total		
	Middle	Low	High	Middle	Low	High	Middle	Low	High
65-69	32,256	25,149	43,560	867	676	1,171	33,124	25,825	44,732
70-74	47,001	38,117	55,882	1,382	1,121	1,643	48,383	39,238	57,526
75-79	55,458	46,528	59,989	1,587	1,332	1,717	57,046	47,860	61,706
80-84	124,239	97,295	149,302	3,371	2,640	4,051	127,610	99,935	153,354
85-89	116,040	101,784	129,852	5,016	4,400	5,613	121,056	106,184	135,466
90-94	73,505	56,400	88,907	8,728	6,697	10,557	82,233	63,097	99,464
95-99	13,269	10,849	16,097	1,658	1,355	2,011	14,926	12,205	18,108
100+	867	742	1,046	177	152	214	1,044	894	1,260
Total	462,635	376,864	544,635	22,788	18,373	26,979	485,423	395,238	571,614

FY 2013

Ages	Men			Women			Total		
	Middle	Low	High	Middle	Low	High	Middle	Low	High
65-69	33,286	25,952	44,951	932	727	1,259	34,218	26,679	46,209
70-74	48,304	39,174	57,432	1,442	1,169	1,715	49,746	40,343	59,146
75-79	52,916	44,395	57,239	1,548	1,298	1,674	54,463	45,693	58,913
80-84	121,907	95,469	146,500	3,451	2,703	4,147	125,358	98,172	150,647
85-89	111,174	97,515	124,407	3,678	3,226	4,115	114,851	100,741	128,522
90-94	75,083	57,611	90,816	9,235	7,086	11,171	84,318	64,697	101,987
95-99	15,002	12,266	18,199	1,880	1,537	2,281	16,882	13,804	20,480
100+	967	828	1,166	201	172	242	1,168	999	1,409
Total	458,638	373,210	540,709	22,367	17,919	26,604	481,005	391,128	567,313

FY 2014

Ages	Men			Women			Total		
	Middle	Low	High	Middle	Low	High	Middle	Low	High
65-69	33,384	26,029	45,083	1,029	803	1,390	34,414	26,831	46,474
70-74	50,135	40,659	59,609	1,476	1,197	1,755	51,611	41,856	61,364
75-79	50,784	42,607	54,933	1,537	1,289	1,662	52,321	43,896	56,596
80-84	117,540	92,049	141,252	3,443	2,697	4,138	120,984	94,746	145,390
85-89	107,715	94,481	120,536	3,068	2,691	3,434	110,783	97,173	123,969
90-94	76,965	59,055	93,092	8,755	6,718	10,590	85,720	65,772	103,682
95-99	16,886	13,807	20,485	2,191	1,792	2,658	19,077	15,599	23,143
100+	1,109	949	1,338	222	190	268	1,331	1,139	1,606
Total	454,518	369,635	536,328	21,723	17,377	25,896	476,241	387,012	562,224

FY 2015

Ages	Men			Women			Total		
	Middle	Low	High	Middle	Low	High	Middle	Low	High
65-69	32,272	25,161	43,581	1,153	899	1,557	33,425	26,060	45,138
70-74	51,970	42,146	61,790	1,499	1,216	1,783	53,469	43,362	63,573
75-79	49,621	41,631	53,675	1,549	1,300	1,676	51,170	42,930	55,351
80-84	109,969	86,120	132,153	3,344	2,619	4,019	113,313	88,739	136,172
85-89	105,681	92,697	118,260	3,101	2,720	3,470	108,782	95,417	121,730
90-94	76,970	59,058	93,098	7,185	5,513	8,690	84,154	64,571	101,788
95-99	18,828	15,395	22,841	2,683	2,194	3,255	21,510	17,589	26,095
100+	1,318	1,128	1,590	243	208	293	1,562	1,336	1,884
Total	446,628	363,337	526,988	20,757	16,668	24,743	467,385	380,005	551,731

FY 2016

Ages	Men			Women			Total		
	Middle	Low	High	Middle	Low	High	Middle	Low	High
65-69	27,931	21,777	37,720	1,222	953	1,650	29,154	22,730	39,370
70-74	58,944	47,803	70,082	1,638	1,328	1,947	60,582	49,131	72,029
75-79	49,633	41,641	53,688	1,583	1,328	1,712	51,216	42,969	55,400
80-84	102,972	80,640	123,745	3,237	2,535	3,890	106,209	83,175	127,634
85-89	103,299	90,608	115,594	3,274	2,872	3,664	106,573	93,480	119,258
90-94	76,996	59,079	93,130	5,532	4,244	6,691	82,528	63,323	99,821
95-99	20,553	16,805	24,933	3,228	2,640	3,916	23,781	19,445	28,850
100+	1,528	1,308	1,843	269	231	325	1,798	1,538	2,169
Total	441,856	359,661	520,736	19,983	16,130	23,795	461,839	375,791	544,531

FY 2017

Ages	Men			Women			Total		
	Middle	Low	High	Middle	Low	High	Middle	Low	High
65-69	24,121	18,806	32,573	1,320	1,029	1,783	25,441	19,835	34,356
70-74	63,734	51,687	75,778	1,794	1,455	2,133	65,529	53,143	77,911
75-79	50,990	42,779	55,156	1,612	1,353	1,744	52,602	44,132	56,900
80-84	97,792	76,584	117,520	3,180	2,491	3,822	100,973	79,075	121,342
85-89	100,599	88,240	112,574	3,383	2,967	3,785	103,982	91,207	116,359
90-94	77,513	59,475	93,755	4,234	3,249	5,122	81,747	62,724	98,877
95-99	21,352	17,459	25,903	3,581	2,928	4,344	24,933	20,387	30,247
100+	1,747	1,495	2,107	311	266	375	2,058	1,762	2,483
Total	437,848	356,526	515,366	19,417	15,739	23,109	457,265	372,265	538,476

FY 2018

Ages	Men			Women			Total		
	Middle	Low	High	Middle	Low	High	Middle	Low	High
65-69	21,229	16,551	28,668	1,471	1,147	1,987	22,700	17,698	30,655
70-74	65,713	53,292	78,130	1,929	1,564	2,293	67,641	54,856	80,423
75-79	52,488	44,036	56,776	1,682	1,411	1,819	54,170	45,447	58,595
80-84	93,717	73,392	112,623	3,103	2,430	3,729	96,820	75,822	116,351
85-89	98,571	86,461	110,304	3,450	3,027	3,861	102,022	89,488	114,165
90-94	73,826	56,646	89,296	3,175	2,436	3,840	77,001	59,082	93,136
95-99	21,708	17,750	26,335	3,734	3,053	4,529	25,441	20,803	30,864
100+	1,974	1,690	2,382	356	304	429	2,330	1,994	2,811
Total	429,225	349,819	504,513	18,899	15,372	22,487	448,124	365,190	527,000

FY 2019

Ages	Men			Women			Total		
	Middle	Low	High	Middle	Low	High	Middle	Low	High
65-69	19,095	14,888	25,786	1,641	1,280	2,217	20,736	16,167	28,003
70-74	65,821	53,380	78,259	2,131	1,728	2,533	67,951	55,108	80,792
75-79	54,538	45,756	58,994	1,722	1,445	1,863	56,260	47,201	60,857
80-84	90,347	70,754	108,573	3,089	2,419	3,712	93,436	73,173	112,285
85-89	95,179	83,486	106,509	3,444	3,021	3,854	98,623	86,507	110,362
90-94	71,768	55,068	86,807	2,753	2,113	3,330	74,522	57,180	90,137
95-99	22,337	18,264	27,098	3,445	2,817	4,179	25,782	21,081	31,277
100+	2,232	1,911	2,693	418	358	505	2,651	2,269	3,198
Total	421,318	343,506	494,719	18,644	15,180	22,193	439,962	358,685	516,911

FY 2020

Ages	Men			Women			Total		
	Middle	Low	High	Middle	Low	High	Middle	Low	High
65-69	18,254	14,232	24,651	1,830	1,427	2,472	20,085	15,659	27,123
70-74	63,470	51,473	75,463	2,386	1,935	2,837	65,856	53,408	78,300
75-79	56,519	47,418	61,137	1,748	1,466	1,891	58,267	48,885	63,027
80-84	88,445	69,264	106,287	3,118	2,442	3,747	91,562	71,705	110,033
85-89	89,135	78,184	99,745	3,345	2,934	3,743	92,480	81,118	103,488
90-94	70,801	54,325	85,636	2,816	2,160	3,406	73,616	56,485	89,042
95-99	22,426	18,337	27,206	2,717	2,222	3,297	25,143	20,559	30,502
100+	2,510	2,149	3,029	519	444	626	3,029	2,593	3,655
Total	411,560	335,382	483,154	18,478	15,030	22,017	430,038	350,412	505,170

FY 2021

Ages	Men			Women			Total		
	Middle	Low	High	Middle	Low	High	Middle	Low	High
65-69	18,052	14,075	24,378	2,024	1,578	2,734	20,076	15,653	27,112
70-74	54,921	44,540	65,299	2,531	2,052	3,009	57,451	46,592	68,307
75-79	64,317	53,960	69,571	1,912	1,604	2,068	66,229	55,564	71,639
80-84	88,738	69,493	106,639	3,191	2,499	3,835	91,929	71,992	110,474
85-89	83,819	73,522	93,796	3,248	2,849	3,635	87,068	76,371	97,431
90-94	69,683	53,467	84,285	2,985	2,291	3,611	72,668	55,758	87,895
95-99	22,613	18,490	27,433	2,049	1,675	2,485	24,662	20,165	29,918
100+	2,757	2,360	3,327	629	538	759	3,386	2,898	4,085
Total	404,901	329,907	474,728	18,569	15,087	22,135	423,469	344,994	496,863

FY 2022

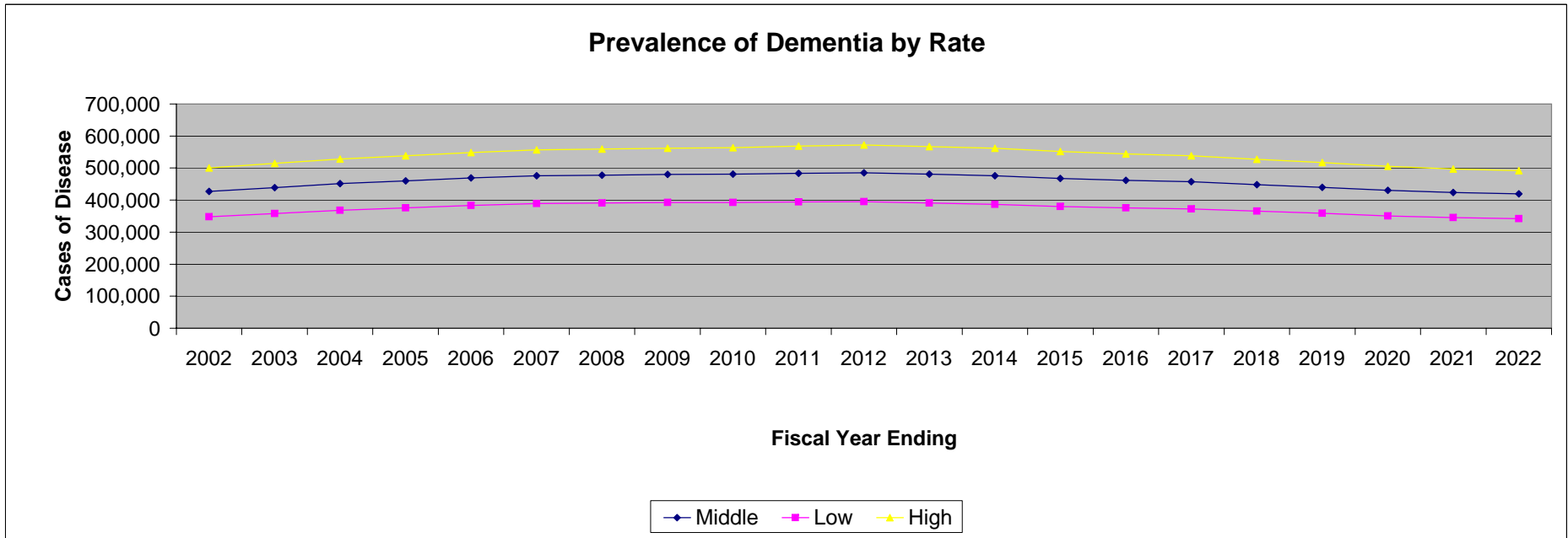
Ages	Men			Women			Total		
	Middle	Low	High	Middle	Low	High	Middle	Low	High
65-69	17,720	13,815	23,929	2,193	1,710	2,961	19,913	15,525	26,891
70-74	47,497	38,519	56,472	2,736	2,219	3,253	50,232	40,738	59,725
75-79	69,670	58,451	75,361	2,097	1,759	2,268	71,766	60,210	77,629
80-84	91,646	71,771	110,134	3,257	2,551	3,914	94,903	74,321	114,048
85-89	80,292	70,427	89,849	3,209	2,815	3,591	83,501	73,242	93,439
90-94	68,412	52,492	82,747	3,092	2,373	3,740	71,504	54,865	86,487
95-99	22,936	18,754	27,824	1,589	1,299	1,928	24,525	20,053	29,752
100+	2,868	2,455	3,460	696	596	839	3,564	3,050	4,299
Total	401,040	326,684	469,777	18,868	15,320	22,494	419,908	342,005	492,271

Estimated Cases of Dementia in Total Veteran Population

Total Cases (Males + Females)

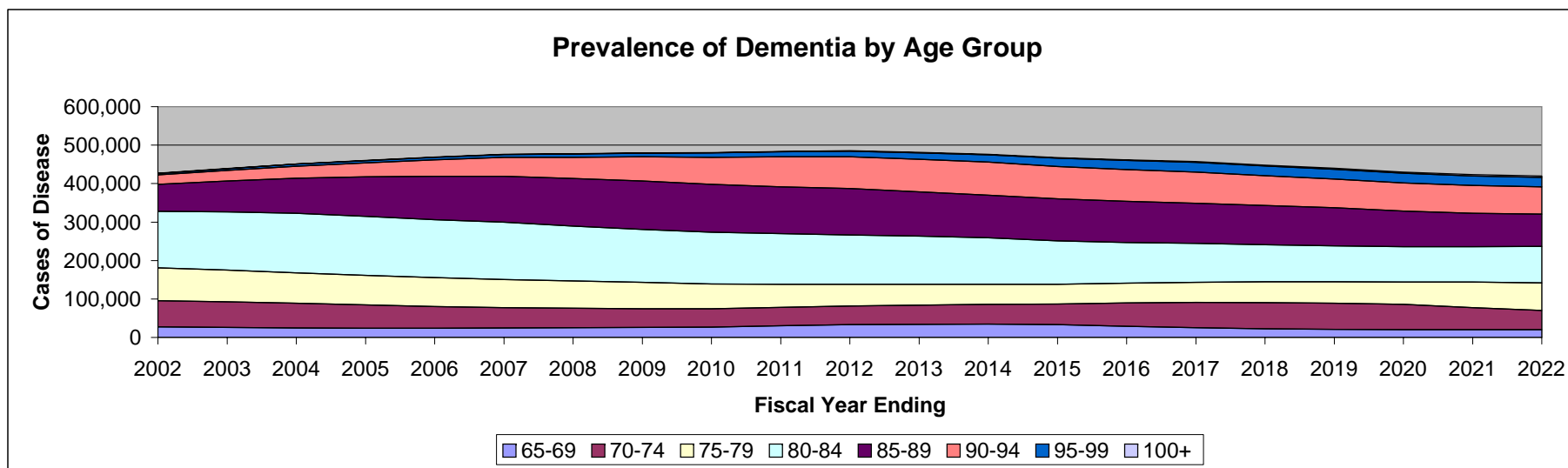
All Levels of Severity

	2002	2003	2004	2005	2006	2007	2008	2009	2010	2011	2012	2013	2014	2015	2016	2017	2018	2019	2020	2021	2022
Middle	427,149	439,187	451,130	460,314	468,813	476,265	477,707	480,025	480,696	483,823	485,423	481,005	476,241	467,385	461,839	457,265	448,124	439,962	430,038	423,469	419,908
Low	347,528	357,610	367,699	375,668	383,036	389,198	390,467	392,250	392,290	394,239	395,238	391,128	387,012	380,005	375,791	372,265	365,190	358,685	350,412	344,994	342,005
High	500,623	514,563	528,290	538,625	548,298	557,175	558,942	562,058	563,758	568,802	571,614	567,313	562,224	551,731	544,531	538,476	527,000	516,911	505,170	496,863	492,271



Estimated Cases of Dementia in Total Veteran Population Middle (Point Estimate) Projection All Levels of Severity

	2002	2003	2004	2005	2006	2007	2008	2009	2010	2011	2012	2013	2014	2015	2016	2017	2018	2019	2020	2021	2022
65-69	27,244	25,866	24,715	24,105	24,045	24,572	25,237	26,166	27,117	30,657	33,124	34,218	34,414	33,425	29,154	25,441	22,700	20,736	20,085	20,076	19,913
70-74	68,304	67,114	64,633	60,423	56,367	53,114	50,558	48,425	47,291	47,244	48,383	49,746	51,611	53,469	60,582	65,529	67,641	67,951	65,856	57,451	50,232
75-79	85,730	81,945	78,895	77,148	75,116	72,716	71,485	68,933	64,520	60,320	57,046	54,463	52,321	51,170	51,216	52,602	54,170	56,260	58,267	66,229	71,766
80-84	146,502	151,471	154,827	153,319	150,705	149,425	142,554	137,420	134,635	131,419	127,610	125,358	120,984	113,313	106,209	100,973	96,820	93,436	91,562	91,929	94,903
85-89	70,428	80,329	91,098	102,269	112,920	119,512	123,252	125,827	124,294	122,140	121,056	114,851	110,783	108,782	106,573	103,982	102,022	98,623	92,480	87,068	83,501
90-94	24,242	27,315	31,216	36,628	42,456	48,829	55,533	62,890	70,717	78,075	82,233	84,318	85,720	84,154	82,528	81,747	77,001	74,522	73,616	72,668	71,504
95-99	4,192	4,697	5,304	5,961	6,670	7,480	8,414	9,612	11,285	13,033	14,926	16,882	19,077	21,510	23,781	24,933	25,441	25,782	25,143	24,662	24,525
100+	507	450	442	463	535	618	674	752	837	933	1,044	1,168	1,331	1,562	1,798	2,058	2,330	2,651	3,029	3,386	3,564



**Estimated Incident Cases of Dementia in Total Veteran Population
All Levels of Severity**

FY 2002

Ages	Men			Women			Total		
	Middle	Low	High	Middle	Low	High	Middle	Low	High
65-69	8,343	3,037	24,265	207	75	602	8,550	3,113	24,866
70-74	18,617	10,608	31,008	402	229	669	19,018	10,837	31,677
75-79	37,312	21,250	50,037	1,185	675	1,589	38,497	21,925	51,627
80-84	55,610	35,463	72,972	3,874	2,470	5,084	59,484	37,933	78,055
85-89	26,533	15,727	37,396	1,812	1,074	2,554	28,345	16,801	39,950
90-94	6,363	3,195	10,625	658	330	1,099	7,021	3,526	11,723
95-99	910	417	1,645	151	69	273	1,060	487	1,919
100+	93	43	169	22	10	41	116	53	210
Total	153,781	89,742	228,117	8,311	4,934	11,910	162,092	94,675	240,027

FY 2003

Ages	Men			Women			Total		
	Middle	Low	High	Middle	Low	High	Middle	Low	High
65-69	7,916	2,882	23,022	202	73	587	8,118	2,955	23,608
70-74	18,274	10,413	30,438	413	235	688	18,687	10,649	31,126
75-79	35,941	20,470	48,199	856	488	1,148	36,797	20,957	49,347
80-84	57,333	36,562	75,233	4,168	2,658	5,470	61,501	39,220	80,703
85-89	30,284	17,951	42,683	2,046	1,213	2,883	32,330	19,163	45,566
90-94	7,159	3,595	11,953	753	378	1,257	7,911	3,973	13,209
95-99	1,030	473	1,864	158	72	286	1,188	545	2,149
100+	81	37	147	22	10	39	103	47	186
Total	158,018	92,382	233,537	8,617	5,128	12,358	166,635	97,509	245,895

FY 2004

Ages	Men			Women			Total		
	Middle	Low	High	Middle	Low	High	Middle	Low	High
65-69	7,556	2,751	21,976	200	73	582	7,756	2,824	22,558
70-74	17,584	10,020	29,288	413	235	687	17,996	10,255	29,975
75-79	34,735	19,783	46,581	693	395	929	35,428	20,177	47,510
80-84	58,791	37,492	77,147	4,073	2,597	5,344	62,864	40,089	82,491
85-89	34,296	20,328	48,337	2,369	1,404	3,339	36,664	21,732	51,675
90-94	8,201	4,118	13,693	840	422	1,403	9,041	4,540	15,096
95-99	1,169	536	2,114	173	79	313	1,342	616	2,427
100+	79	36	143	22	10	40	101	46	182
Total	162,410	95,064	239,278	8,782	5,215	12,637	171,193	100,279	251,915

FY 2005

Ages	Men			Women			Total		
	Middle	Low	High	Middle	Low	High	Middle	Low	High
65-69	7,363	2,680	21,415	202	73	587	7,565	2,754	22,001
70-74	16,423	9,358	27,354	401	229	668	16,824	9,587	28,022
75-79	33,949	19,335	45,527	694	395	931	34,643	19,730	46,458
80-84	58,768	37,477	77,116	3,483	2,221	4,571	62,251	39,698	81,687
85-89	38,298	22,701	53,978	2,862	1,696	4,034	41,160	24,397	58,012
90-94	9,680	4,861	16,163	928	466	1,550	10,609	5,327	17,713
95-99	1,315	603	2,379	193	88	349	1,508	692	2,728
100+	84	38	152	22	10	40	106	49	191
Total	165,880	97,054	244,083	8,786	5,180	12,729	174,666	102,234	256,813

FY 2006

Ages	Men			Women			Total		
	Middle	Low	High	Middle	Low	High	Middle	Low	High
65-69	7,340	2,672	21,347	206	75	599	7,546	2,747	21,946
70-74	15,307	8,723	25,496	388	221	646	15,695	8,944	26,142
75-79	32,999	18,794	44,253	732	417	981	33,731	19,211	45,234
80-84	58,435	37,265	76,679	2,755	1,757	3,615	61,190	39,022	80,295
85-89	42,013	24,903	59,214	3,434	2,035	4,840	45,447	26,938	64,053
90-94	11,266	5,657	18,811	1,030	517	1,721	12,297	6,175	20,532
95-99	1,473	676	2,664	214	98	388	1,687	774	3,052
100+	99	45	178	24	11	43	122	56	221
Total	168,932	98,734	248,643	8,783	5,132	12,832	177,715	103,866	261,475

FY 2007

Ages	Men			Women			Total		
	Middle	Low	High	Middle	Low	High	Middle	Low	High
65-69	7,502	2,731	21,817	210	76	610	7,711	2,807	22,427
70-74	14,409	8,211	24,000	380	216	632	14,789	8,427	24,633
75-79	31,898	18,167	42,776	756	430	1,013	32,653	18,597	43,790
80-84	58,561	37,345	76,844	2,110	1,345	2,768	60,670	38,690	79,612
85-89	44,235	26,220	62,345	3,865	2,291	5,448	48,100	28,511	67,793
90-94	12,966	6,511	21,649	1,177	591	1,965	14,142	7,102	23,613
95-99	1,656	760	2,995	237	109	428	1,892	868	3,423
100+	114	52	206	27	12	49	141	65	255
Total	171,339	99,996	252,633	8,760	5,071	12,913	180,100	105,067	265,546

FY 2008

Ages	Men			Women			Total		
	Middle	Low	High	Middle	Low	High	Middle	Low	High
65-69	7,701	2,804	22,397	219	80	636	7,920	2,883	23,034
70-74	13,707	7,811	22,831	370	211	617	14,077	8,022	23,447
75-79	31,325	17,840	42,008	776	442	1,040	32,100	18,282	43,048
80-84	56,350	35,935	73,943	1,531	976	2,009	57,881	36,911	75,952
85-89	45,469	26,951	64,085	4,136	2,452	5,830	49,606	29,403	69,915
90-94	14,752	7,408	24,630	1,333	669	2,225	16,084	8,077	26,856
95-99	1,858	853	3,362	270	124	489	2,128	977	3,851
100+	126	58	229	28	13	50	154	71	279
Total	171,288	99,659	253,485	8,662	4,966	12,896	179,950	104,625	266,380

FY 2009

Ages	Men			Women			Total		
	Middle	Low	High	Middle	Low	High	Middle	Low	High
65-69	7,988	2,908	23,230	224	82	652	8,212	2,989	23,882
70-74	13,116	7,474	21,846	367	209	612	13,484	7,683	22,458
75-79	30,180	17,188	40,473	774	441	1,038	30,954	17,629	41,511
80-84	54,544	34,784	71,574	1,252	798	1,642	55,796	35,582	73,216
85-89	46,643	27,647	65,739	3,999	2,370	5,636	50,642	30,017	71,375
90-94	16,667	8,369	27,829	1,548	777	2,585	18,215	9,147	30,414
95-99	2,131	978	3,855	301	138	544	2,431	1,116	4,399
100+	142	65	256	30	14	54	172	79	311
Total	171,410	99,413	254,802	8,495	4,830	12,764	179,906	104,243	267,566

FY 2010

Ages	Men			Women			Total		
	Middle	Low	High	Middle	Low	High	Middle	Low	High
65-69	8,282	3,015	24,088	228	83	663	8,510	3,098	24,750
70-74	12,798	7,293	21,316	370	211	617	13,168	7,503	21,932
75-79	28,220	16,072	37,845	752	428	1,009	28,972	16,501	38,854
80-84	53,407	34,058	70,082	1,258	802	1,650	54,665	34,860	71,732
85-89	46,654	27,653	65,754	3,371	1,998	4,751	50,025	29,652	70,506
90-94	18,601	9,341	31,059	1,881	944	3,140	20,482	10,285	34,199
95-99	2,524	1,158	4,566	331	152	598	2,855	1,310	5,164
100+	158	73	286	33	15	60	191	88	346
Total	170,645	98,663	254,995	8,224	4,634	12,488	178,868	103,297	267,483

FY 2011

Ages	Men			Women			Total		
	Middle	Low	High	Middle	Low	High	Middle	Low	High
65-69	9,373	3,412	27,258	249	91	723	9,621	3,502	27,981
70-74	12,777	7,281	21,281	378	215	630	13,155	7,496	21,911
75-79	26,360	15,013	35,349	727	414	975	27,087	15,427	36,325
80-84	52,033	33,182	68,279	1,326	846	1,740	53,359	34,028	70,019
85-89	46,518	27,573	65,562	2,640	1,565	3,721	49,158	29,138	69,284
90-94	20,354	10,221	33,985	2,259	1,134	3,772	22,613	11,355	37,757
95-99	2,931	1,345	5,302	366	168	662	3,297	1,513	5,964
100+	177	81	319	37	17	66	213	98	386
Total	170,521	98,107	257,337	7,982	4,450	12,290	178,503	102,557	269,626

FY 2012

Ages	Men			Women			Total		
	Middle	Low	High	Middle	Low	High	Middle	Low	High
65-69	10,123	3,685	29,441	272	99	792	10,395	3,784	30,233
70-74	13,087	7,457	21,798	385	219	641	13,472	7,677	22,439
75-79	24,904	14,183	33,397	713	406	956	25,616	14,589	34,353
80-84	50,444	32,169	66,194	1,369	873	1,796	51,813	33,042	67,990
85-89	46,703	27,683	65,823	2,019	1,197	2,845	48,722	28,879	68,669
90-94	21,289	10,691	35,547	2,528	1,269	4,221	23,817	11,960	39,768
95-99	3,356	1,540	6,072	419	192	759	3,776	1,733	6,831
100+	198	91	358	41	19	73	238	109	431
Total	170,104	97,499	258,630	7,745	4,274	12,083	177,850	101,773	270,713

FY 2013

Ages	Men			Women			Total		
	Middle	Low	High	Middle	Low	High	Middle	Low	High
65-69	10,446	3,803	30,381	293	106	851	10,739	3,909	31,231
70-74	13,450	7,664	22,402	402	229	669	13,851	7,893	23,071
75-79	23,762	13,533	31,866	695	396	932	24,457	13,929	32,798
80-84	49,498	31,565	64,951	1,401	894	1,839	50,899	32,459	66,790
85-89	44,744	26,522	63,063	1,480	877	2,086	46,224	27,399	65,149
90-94	21,747	10,920	36,310	2,675	1,343	4,466	24,421	12,263	40,776
95-99	3,795	1,741	6,865	476	218	860	4,270	1,960	7,725
100+	221	101	400	46	21	83	267	122	483
Total	167,662	95,850	256,237	7,467	4,084	11,786	175,128	99,934	268,023

FY 2014

Ages	Men			Women			Total		
	Middle	Low	High	Middle	Low	High	Middle	Low	High
65-69	10,477	3,814	30,471	323	118	940	10,800	3,932	31,410
70-74	13,960	7,955	23,251	411	234	685	14,371	8,189	23,936
75-79	22,805	12,988	30,582	690	393	925	23,495	13,381	31,508
80-84	47,724	30,434	62,625	1,398	892	1,835	49,123	31,326	64,459
85-89	43,352	25,696	61,101	1,235	732	1,740	44,587	26,428	62,841
90-94	22,292	11,194	37,220	2,536	1,273	4,234	24,827	12,467	41,454
95-99	4,271	1,960	7,727	554	254	1,003	4,826	2,214	8,730
100+	253	116	458	51	23	92	304	140	550
Total	165,134	94,158	253,435	7,198	3,920	11,454	172,332	98,077	264,888

FY 2015

Ages	Men			Women			Total		
	Middle	Low	High	Middle	Low	High	Middle	Low	High
65-69	10,128	3,687	29,455	362	132	1,052	10,490	3,819	30,507
70-74	14,470	8,246	24,102	417	238	695	14,888	8,484	24,797
75-79	22,282	12,690	29,882	696	396	933	22,978	13,087	30,815
80-84	44,650	28,474	58,591	1,358	866	1,782	46,008	29,340	60,372
85-89	42,534	25,211	59,947	1,248	740	1,759	43,782	25,951	61,706
90-94	22,293	11,195	37,222	2,081	1,045	3,475	24,374	12,240	40,697
95-99	4,762	2,186	8,616	679	311	1,228	5,441	2,497	9,844
100+	301	138	545	56	25	101	357	164	645
Total	161,421	91,827	248,360	6,896	3,753	11,024	168,317	95,580	259,384

FY 2016

Ages	Men			Women			Total		
	Middle	Low	High	Middle	Low	High	Middle	Low	High
65-69	8,766	3,191	25,493	384	140	1,116	9,149	3,331	26,609
70-74	16,412	9,352	27,337	456	260	760	16,868	9,612	28,096
75-79	22,288	12,694	29,889	711	405	953	22,999	13,098	30,842
80-84	41,809	26,662	54,863	1,314	838	1,724	43,124	27,500	56,587
85-89	41,575	24,643	58,596	1,318	781	1,857	42,892	25,424	60,453
90-94	22,301	11,198	37,235	1,602	805	2,675	23,903	12,003	39,910
95-99	5,199	2,386	9,405	817	375	1,477	6,015	2,760	10,883
100+	349	160	631	62	28	111	411	188	743
Total	158,699	90,287	243,450	6,663	3,631	10,674	165,361	93,917	254,123

FY 2017

Ages	Men			Women			Total		
	Middle	Low	High	Middle	Low	High	Middle	Low	High
65-69	7,570	2,756	22,015	414	151	1,205	7,984	2,906	23,220
70-74	17,746	10,112	29,558	500	285	832	18,246	10,397	30,390
75-79	22,897	13,041	30,706	724	412	971	23,621	13,453	31,677
80-84	39,706	25,321	52,103	1,291	823	1,694	40,998	26,145	53,798
85-89	40,488	23,999	57,065	1,361	807	1,919	41,850	24,806	58,984
90-94	22,450	11,274	37,485	1,226	616	2,048	23,677	11,889	39,533
95-99	5,401	2,479	9,771	906	416	1,639	6,307	2,894	11,410
100+	399	183	722	71	33	129	470	216	850
Total	156,658	89,164	239,425	6,494	3,543	10,437	163,152	92,706	249,862

FY 2018

Ages	Men			Women			Total		
	Middle	Low	High	Middle	Low	High	Middle	Low	High
65-69	6,662	2,425	19,376	462	168	1,343	7,124	2,593	20,719
70-74	18,297	10,426	30,476	537	306	894	18,834	10,732	31,370
75-79	23,570	13,424	31,608	755	430	1,013	24,325	13,854	32,621
80-84	38,051	24,266	49,932	1,260	803	1,653	39,311	25,069	51,585
85-89	39,672	23,515	55,914	1,389	823	1,957	41,061	24,338	57,871
90-94	21,382	10,737	35,702	920	462	1,535	22,302	11,199	37,237
95-99	5,491	2,520	9,934	944	433	1,709	6,435	2,953	11,643
100+	451	207	816	81	37	147	532	244	963
Total	153,577	87,520	233,757	6,348	3,463	10,251	159,925	90,983	244,009

FY 2019

Ages	Men			Women			Total		
	Middle	Low	High	Middle	Low	High	Middle	Low	High
65-69	5,993	2,182	17,428	515	188	1,498	6,508	2,369	18,926
70-74	18,327	10,443	30,526	593	338	988	18,920	10,782	31,514
75-79	24,490	13,948	32,843	773	440	1,037	25,264	14,388	33,880
80-84	36,683	23,393	48,136	1,254	800	1,646	37,938	24,193	49,782
85-89	38,307	22,706	53,990	1,386	822	1,953	39,693	23,528	55,944
90-94	20,787	10,438	34,707	797	400	1,332	21,584	10,839	36,039
95-99	5,650	2,593	10,222	871	400	1,576	6,522	2,993	11,798
100+	510	234	922	96	44	173	605	278	1,095
Total	150,747	85,937	228,775	6,286	3,432	10,203	157,033	89,369	238,978

FY 2020

Ages	Men			Women			Total		
	Middle	Low	High	Middle	Low	High	Middle	Low	High
65-69	5,729	2,085	16,661	574	209	1,671	6,303	2,295	18,332
70-74	17,672	10,070	29,435	664	379	1,106	18,337	10,449	30,542
75-79	25,380	14,455	34,036	785	447	1,052	26,165	14,902	35,088
80-84	35,911	22,901	47,123	1,266	807	1,661	37,177	23,708	48,784
85-89	35,874	21,264	50,562	1,346	798	1,897	37,220	22,062	52,459
90-94	20,506	10,297	34,239	816	410	1,362	21,322	10,707	35,601
95-99	5,673	2,603	10,263	687	315	1,244	6,360	2,919	11,506
100+	573	263	1,037	119	54	214	692	318	1,252
Total	147,319	83,939	223,356	6,257	3,419	10,208	153,576	87,358	233,563

FY 2021

Ages	Men			Women			Total		
	Middle	Low	High	Middle	Low	High	Middle	Low	High
65-69	5,665	2,062	16,476	635	231	1,848	6,301	2,294	18,324
70-74	15,292	8,714	25,471	705	402	1,174	15,997	9,116	26,644
75-79	28,881	16,449	38,731	859	489	1,151	29,740	16,938	39,883
80-84	36,030	22,977	47,279	1,296	826	1,700	37,326	23,803	48,979
85-89	33,735	19,996	47,546	1,307	775	1,842	35,042	20,771	49,389
90-94	20,183	10,135	33,699	865	434	1,444	21,047	10,569	35,142
95-99	5,720	2,625	10,348	518	238	937	6,238	2,863	11,286
100+	630	289	1,139	144	66	260	773	355	1,399
Total	146,136	83,247	220,690	6,328	3,461	10,356	152,464	86,707	231,046

FY 2022

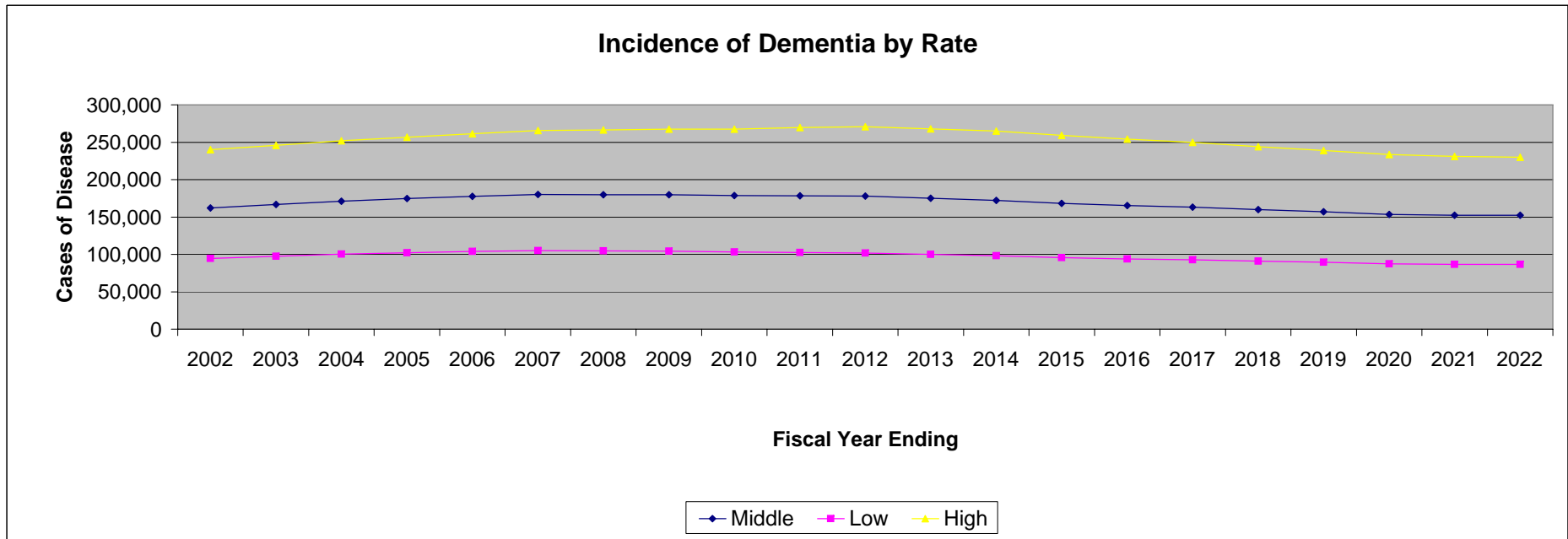
Ages	Men			Women			Total		
	Middle	Low	High	Middle	Low	High	Middle	Low	High
65-69	5,561	2,024	16,173	688	251	2,002	6,249	2,275	18,175
70-74	13,225	7,536	22,028	762	434	1,269	13,987	7,970	23,296
75-79	31,285	17,818	41,955	942	536	1,263	32,227	18,354	43,218
80-84	37,211	23,730	48,828	1,322	843	1,735	38,533	24,573	50,564
85-89	32,315	19,154	45,545	1,291	766	1,820	33,607	19,920	47,365
90-94	19,814	9,950	33,084	896	450	1,495	20,710	10,400	34,579
95-99	5,802	2,662	10,496	402	184	727	6,204	2,847	11,223
100+	655	301	1,185	159	73	288	814	374	1,473
Total	145,868	83,175	219,294	6,462	3,537	10,599	152,330	86,712	229,893

Estimated Incident Cases of Dementia in Total Veteran Population

Total Cases (Males + Females)

All Levels of Severity

	2002	2003	2004	2005	2006	2007	2008	2009	2010	2011	2012	2013	2014	2015	2016	2017	2018	2019	2020	2021	2022
Middle	162,092	166,635	171,193	174,666	177,715	180,100	179,950	179,906	178,868	178,503	177,850	175,128	172,332	168,317	165,361	163,152	159,925	157,033	153,576	152,464	152,330
Low	94,675	97,509	100,279	102,234	103,866	105,067	104,625	104,243	103,297	102,557	101,773	99,934	98,077	95,580	93,917	92,706	90,983	89,369	87,358	86,707	86,712
High	240,027	245,895	251,915	256,813	261,475	265,546	266,380	267,566	267,483	269,626	270,713	268,023	264,888	259,384	254,123	249,862	244,009	238,978	233,563	231,046	229,893



Estimated Incident Cases of Dementia in Total Veteran Population Middle (Point Estimate) Projection All Levels of Severity

	2002	2003	2004	2005	2006	2007	2008	2009	2010	2011	2012	2013	2014	2015	2016	2017	2018	2019	2020	2021	2022
65-69	8,550	8,118	7,756	7,565	7,546	7,711	7,920	8,212	8,510	9,621	10,395	10,739	10,800	10,490	9,149	7,984	7,124	6,508	6,303	6,301	6,249
70-74	19,018	18,687	17,996	16,824	15,695	14,789	14,077	13,484	13,168	13,155	13,472	13,851	14,371	14,888	16,868	18,246	18,834	18,920	18,337	15,997	13,987
75-79	38,497	36,797	35,428	34,643	33,731	32,653	32,100	30,954	28,972	27,087	25,616	24,457	23,495	22,978	22,999	23,621	24,325	25,264	26,165	29,740	32,227
80-84	59,484	61,501	62,864	62,251	61,190	60,670	57,881	55,796	54,665	53,359	51,813	50,899	49,123	46,008	43,124	40,998	39,311	37,938	37,177	37,326	38,533
85-89	28,345	32,330	36,664	41,160	45,447	48,100	49,606	50,642	50,025	49,158	48,722	46,224	44,587	43,782	42,892	41,850	41,061	39,693	37,220	35,042	33,607
90-94	7,021	7,911	9,041	10,609	12,297	14,142	16,084	18,215	20,482	22,613	23,817	24,421	24,827	24,374	23,903	23,677	22,302	21,584	21,322	21,047	20,710
95-99	1,060	1,188	1,342	1,508	1,687	1,892	2,128	2,431	2,855	3,297	3,776	4,270	4,826	5,441	6,015	6,307	6,435	6,522	6,360	6,238	6,204
100+	116	103	101	106	122	141	154	172	191	213	238	267	304	357	411	470	532	605	692	773	814

