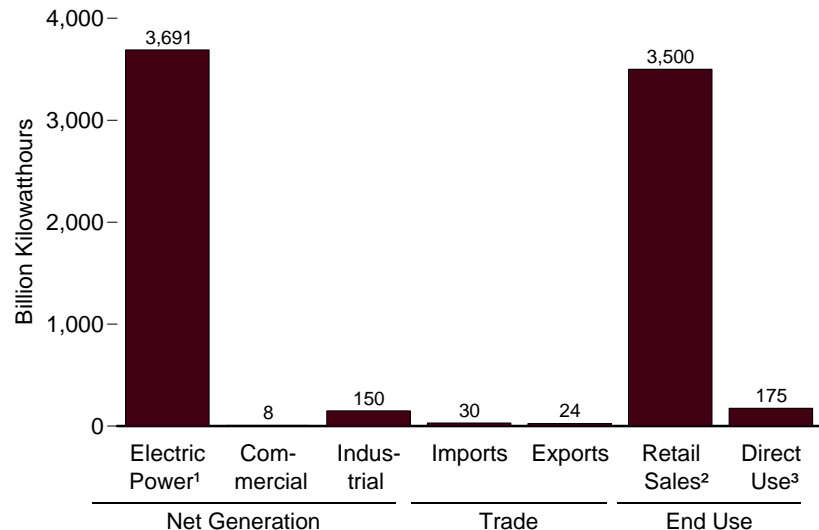
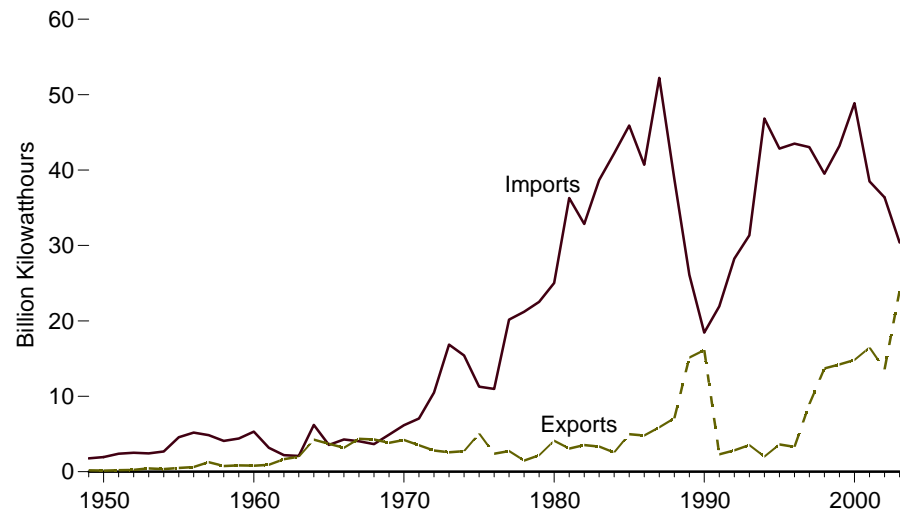


Figure 8.1 Electricity Overview

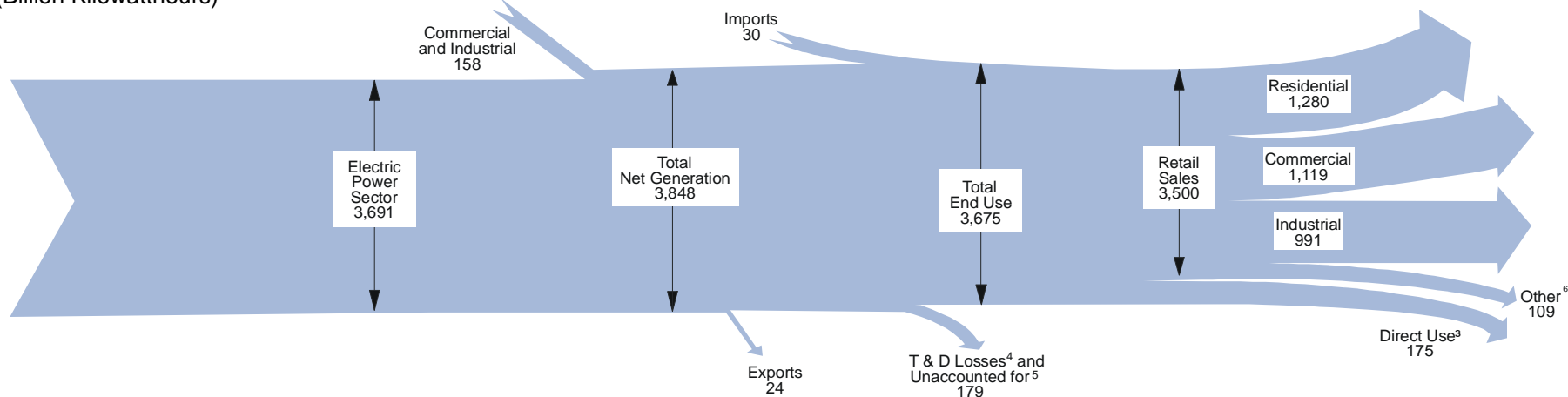
Overview, 2003



Electricity Trade, 1949-2003



Net-Generation-to-End-Use Flow, 2003 (Billion Kilowatthours)



¹ Electricity-only and combined-heat-and-power plants within the NAICS 22 category whose primary business is to sell electricity, or electricity and heat, to the public.

² Electricity retail sales to ultimate customers reported by electric utilities and other energy service providers.

³ Commercial and industrial facility use of onsite net electricity generation; and electricity sales among adjacent or co-located facilities for which revenue information is not available.

⁴ Transmission and distribution losses (electricity losses that occur between the point of

generation and delivery to the customer). See Note, "Electrical System Energy Losses," at the end of Section 2.

⁵ Data collection frame differences and nonsampling error.

⁶ Public street and highway lighting, other sales to public authorities, sales to railroads and railways, and interdepartmental sales.

Note: Because vertical scales differ, graphs should not be compared.

Sources: Tables 8.1 and 8.9.