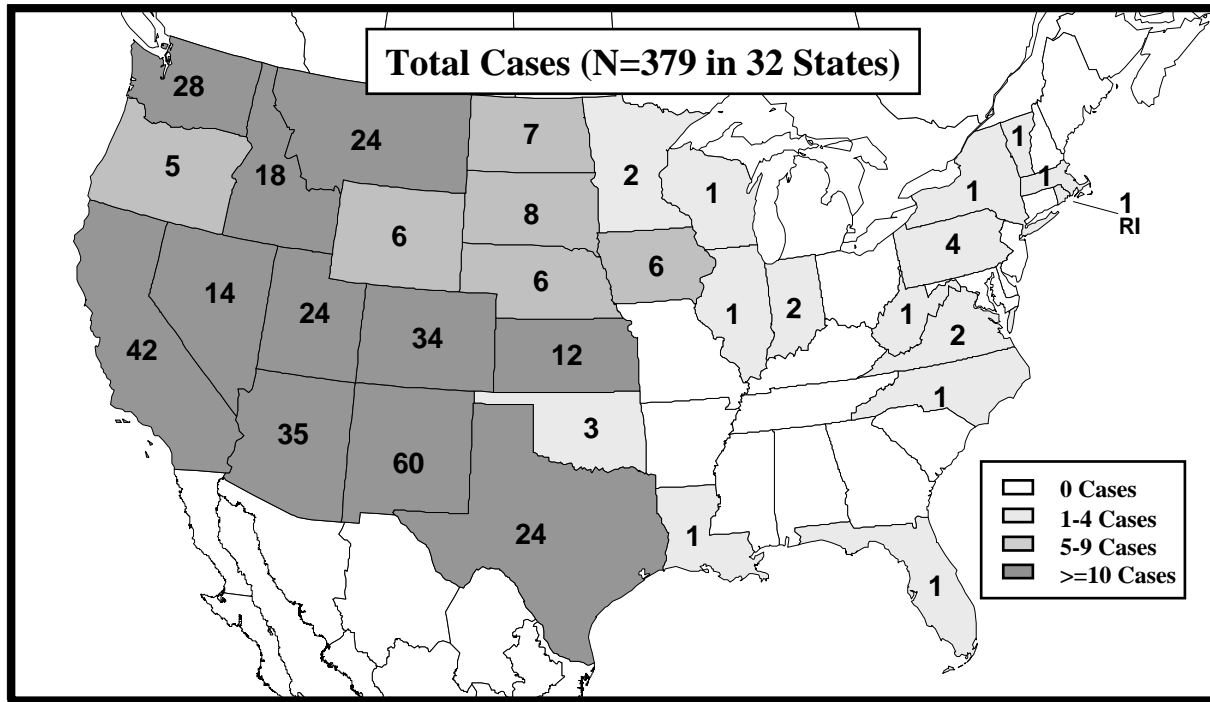


Hantavirus Pulmonary Syndrome Cases

By State of Residence, United States – September 1, 2004



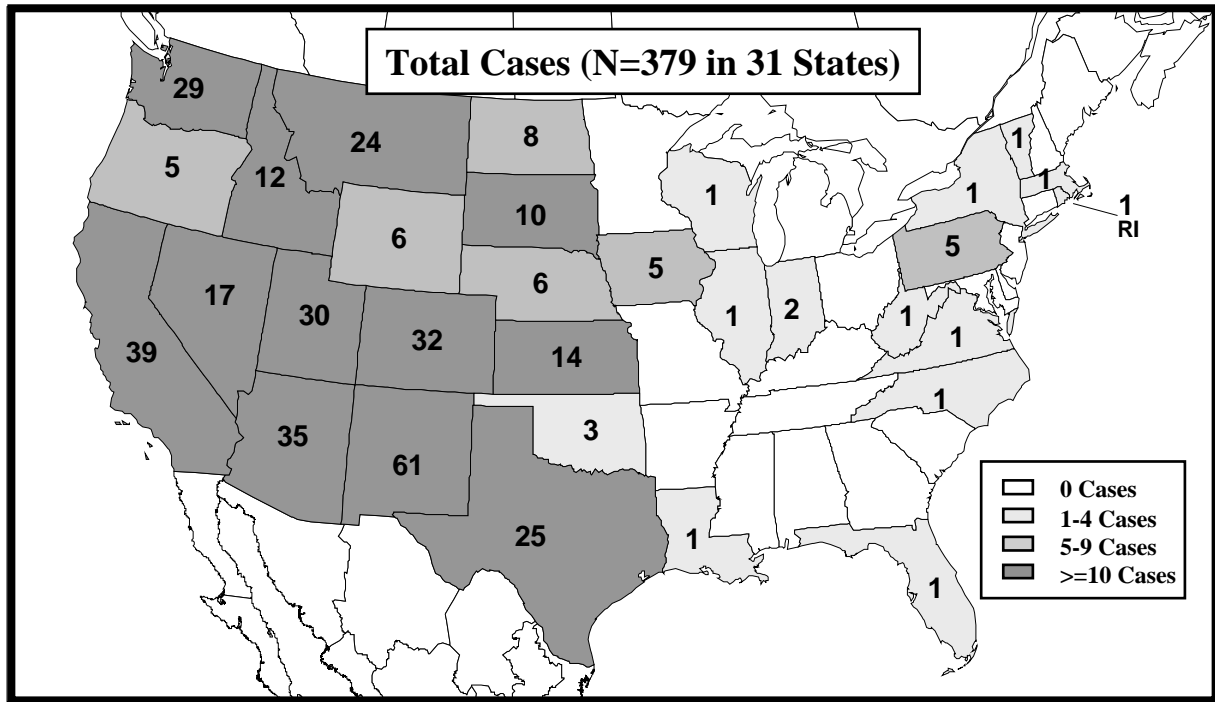
Three cases were reported with unknown state of residence.

Descriptive Demographic Statistics

Characteristics	Total
	N 379 (100%)
Gender	
Male	236 (62%)
Female	143 (38%)
Race	
White	295 (78%)
American Indian	72 (19%)
Black	6 (2%)
Asian	3 (1%)
Ethnicity	
Hispanic	45 (12%)
Case Fatality	
Dead	137 (36%)
Age (years)	Mean=38 [10-75]

Hantavirus Pulmonary Syndrome Cases

By Reporting State, United States – September 1, 2004

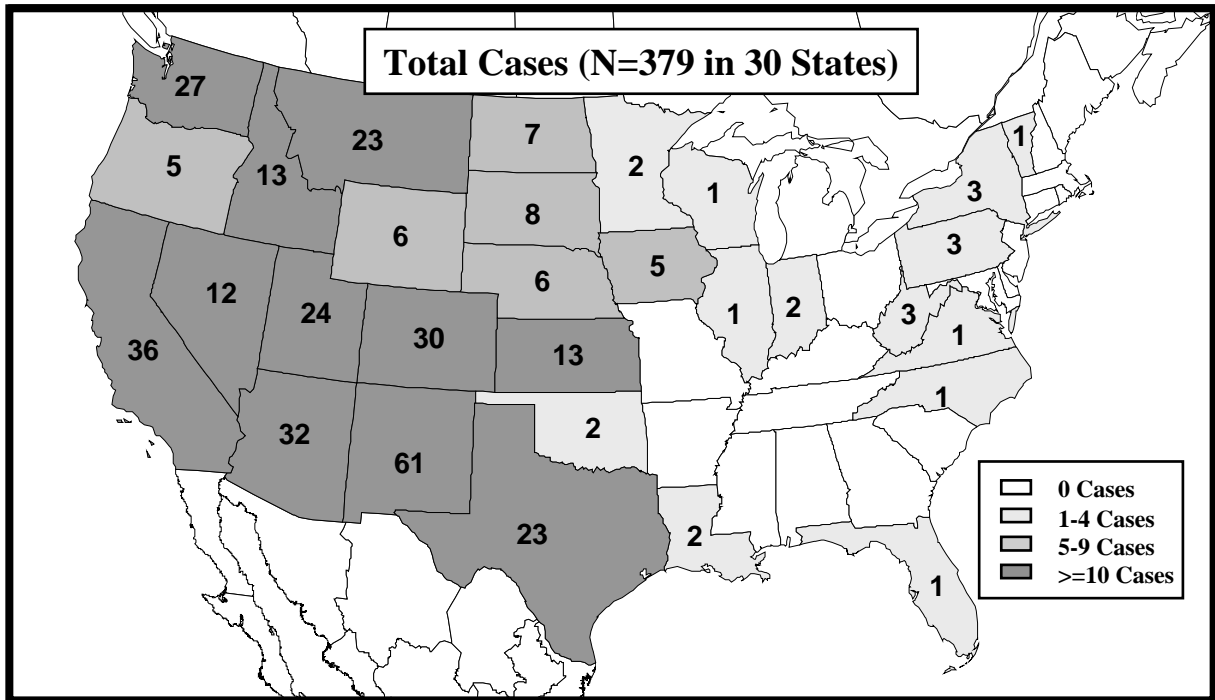


Descriptive Demographic Statistics

Characteristics	Total
	N 379 (100%)
Gender	
Male	236 (62%)
Female	143 (38%)
Race	
White	295 (78%)
American Indian	72 (19%)
Black	6 (2%)
Asian	3 (1%)
Ethnicity	
Hispanic	45 (12%)
Case Fatality	
Dead	137 (36%)
Age (years)	Mean=38 [10-75]

Hantavirus Pulmonary Syndrome Cases

By State of Exposure, United States – September 1, 2004



Twenty-five cases were reported with unknown state of exposure.

Descriptive Demographic Statistics

Characteristics	Total
N	379 (100%)
Gender	
Male	236 (62%)
Female	143 (38%)
Race	
White	295 (78%)
American Indian	72 (19%)
Black	6 (2%)
Asian	3 (1%)
Ethnicity	
Hispanic	45 (12%)
Case Fatality	
Dead	137 (36%)
Age (years)	Mean=38 [10-75]