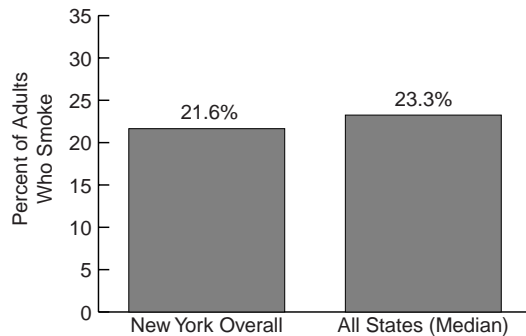


Health Impacts

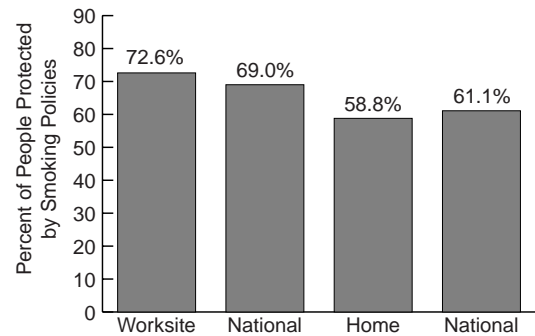
<i>SMOKING-ATTRIBUTABLE DEATHS, 1999</i>		<i>SMOKING-ATTRIBUTABLE DEATHS, 1999 DISEASE-SPECIFIC</i>		<i>YOUTH PROJECTED TO DIE FROM SMOKING, 1999-2000</i>	
Overall	24,572	State Lung Cancer	76.7/100,000	Overall	438,769
Men	13,439	All States	90.2/100,000	Projected Death Rate	9,355/100,000
Women	11,133	State CHD*	66.7/100,000	Projected All States	8,830/100,000
Death Rate	252.1/100,000	All States	59.7/100,000		
All States	295.5/100,000	State COPD†	51.5/100,000		
		All States	59.7/100,000		

*Coronary heart disease; †chronic obstructive pulmonary disease.

Adult Cigarette Use, 2000



Environmental Tobacco Smoke, 1998-99



Youth Tobacco Use

<i>GRADES 6-8</i>			<i>GRADES 9-12</i>	
	Current Cigarette Smoking	Current Any Tobacco Use	Current Cigarette Smoking	Current Any Tobacco Use
National*	11.0%	15.1%	28.0%	34.5%
NY†	9.3%	11.8%	26.8%	32.8%
Boys†	9.8%	13.5%	24.8%	34.2%
Girls†	8.8%	9.9%	29.2%	30.9%

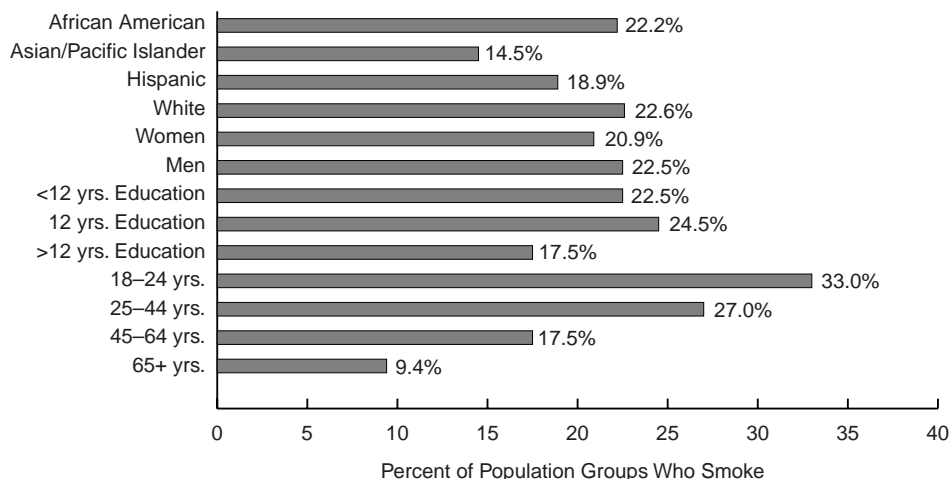
Current Cigarette Smoking = smoked cigarettes on ≥ 1 of the 30 days preceding the survey.

Current Any Tobacco Use = current use of cigarettes or smokeless tobacco or pipes or bidis or cigars or kreteks on ≥ 1 of the 30 days preceding the survey.

Sources: *National Youth Tobacco Survey, 2000; †New York Youth Tobacco Survey, 2000.

Disparities Among Adult Population Groups, 2000*

*Calculations for racial/ethnic groups are based on combined 1999 and 2000 data.



Economic Impacts and Investments

New York is investing 49% of CDC's *Best Practices* lower estimated recommended funding and 17% of the upper estimated recommended funding. New York spent \$351 per capita on smoking-attributable direct medical expenditures. In 1998, about 16% (\$4,271,000,000 or \$1,389.77 per recipient) of all Medicaid expenditures were spent on smoking-related illnesses and diseases.

Smoking-Attributable Direct Medical Expenditures, 1998

Ambulatory	\$1,767,000,000
Hospital	\$1,296,000,000
Nursing Home	\$2,230,000,000
Prescription Drugs	\$494,000,000
Other	\$592,000,000
Annual Total	\$6,379,000,000
Annual Per Capita	\$351

Smoking-Attributable Productivity Costs, 1999

Annual Total	\$5,303,000,000
Annual Per Capita	\$291

State Revenue from Tobacco Sales and Settlement

Tobacco settlement revenue received in 2001	\$754,339,700
Gross cigarette tax revenue collected in 2000	\$738,115,000
Cigarette tax per pack was \$1.11 in 2001 and increased to \$1.50 effective April 2002	
Cigarette sales were 57.8 packs per capita in 2000	

Investment in Tobacco Control

<i>FUNDING SOURCE</i>	<i>FY02 AMOUNT</i>	<i>FUNDING CYCLE</i>
State Appropriation—Settlement (Tobacco Only)*	\$42,500,000	4/01–3/02
State Appropriation—Excise Tax Revenue	\$0	
State Appropriation—Other	\$0	
Subtotal: State Appropriation	\$42,500,000	
Federal—CDC Office on Smoking and Health	\$1,999,998	6/01–5/02
Federal—SAMHSA	\$0	
Non-Government Source—American Legacy Foundation	\$1,529,984	10/00–9/01
Non-Government Source—RWJF/AMA	\$450,016	6/01–5/02
Subtotal: Federal/National Sources	\$3,979,998	
FY02 Total Investment in Tobacco Control		\$46,479,998
CDC <i>Best Practices</i> Recommended Annual Total (Lower Estimate)		\$95,830,000
CDC <i>Best Practices</i> Recommended Annual Total (Upper Estimate)		\$269,296,000
FY02 Per Capita Investment in Tobacco Control		\$2.44

*An additional \$2,000,000 is appropriated to the Department of Health for administrative costs for cancer and tobacco control programs. Also, an additional \$2,000,000 was appropriated for services and expenses related to tobacco control and cancer programs. In New York State, approximately one-half of all Tobacco Settlement funds are shared with counties. These figures represent the New York State share of Tobacco Settlement appropriations and do not include settlement funds appropriated by counties for tobacco prevention and control.