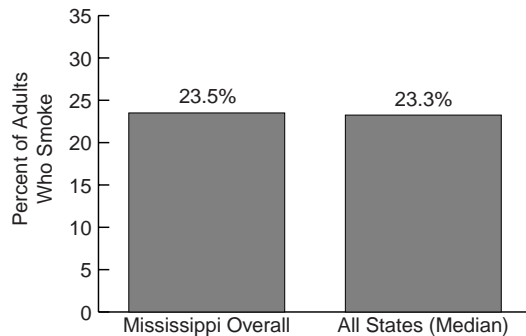


## Health Impacts

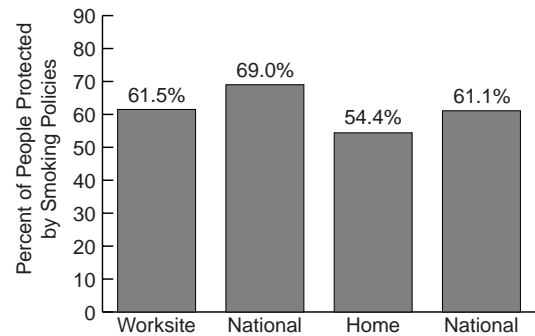
<i>SMOKING-ATTRIBUTABLE DEATHS, 1999</i>		<i>SMOKING-ATTRIBUTABLE DEATHS, 1999 DISEASE-SPECIFIC</i>		<i>YOUTH PROJECTED TO DIE FROM SMOKING, 1999-2000</i>	
Overall	4,961	State Lung Cancer	115.0/100,000	Overall	58,515
Men	3,306	All States	90.2/100,000	Projected Death Rate	7,549/100,000
Women	1,655	State CHD*	80.2/100,000	Projected All States	8,830/100,000
Death Rate All States	367.8/100,000	All States	59.7/100,000		
	295.5/100,000	State COPD†	71.5/100,000		
		All States	59.7/100,000		

\*Coronary heart disease; †chronic obstructive pulmonary disease.

## Adult Cigarette Use, 2000



## Environmental Tobacco Smoke, 1998-99



## Youth Tobacco Use

<i>GRADES 6-8</i>			<i>GRADES 9-12</i>	
	Current Cigarette Smoking	Current Any Tobacco Use	Current Cigarette Smoking	Current Any Tobacco Use
National*	11.0%	15.1%	28.0%	34.5%
MS†	17.8%	25.3%	30.5%	40.6%
Boys†	19.2%	29.4%	33.3%	47.8%
Girls†	16.3%	20.8%	27.6%	33.3%

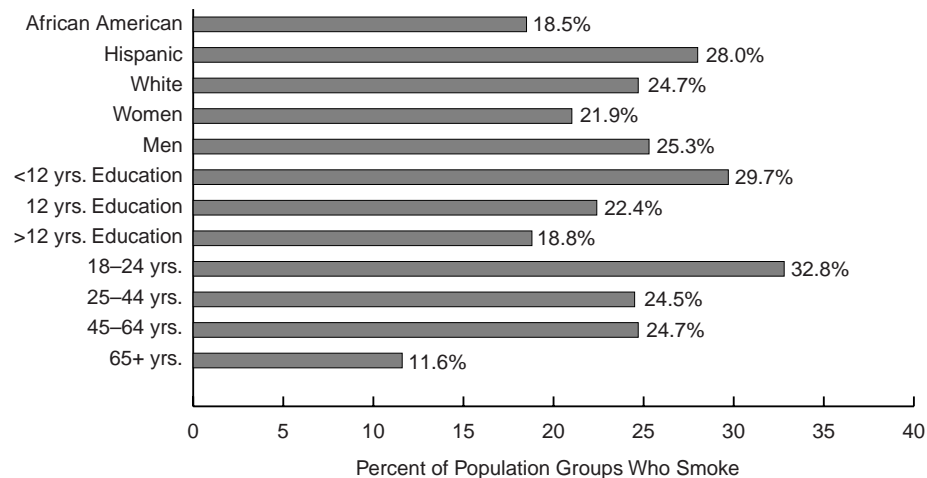
Current Cigarette Smoking = smoked cigarettes on ≥ 1 of the 30 days preceding the survey.

Current Any Tobacco Use = current use of cigarettes or smokeless tobacco or pipes or bidis or cigars or kreteks on ≥ 1 of the 30 days preceding the survey.

Sources: \*National Youth Tobacco Survey, 2000; †Mississippi Youth Tobacco Survey, 2000.

## Disparities Among Adult Population Groups, 2000\*

\*Calculations for racial/ethnic groups are based on combined 1999 and 2000 data.



### Economic Impacts and Investments

Mississippi is investing 120% of CDC's *Best Practices* lower estimated recommended funding and 48% of the upper estimated recommended funding. Mississippi spent \$204 per capita on smoking-attributable direct medical expenditures. In 1998, about 14% (\$206,000,000 or \$424.29 per recipient) of all Medicaid expenditures were spent on smoking-related illnesses and diseases.

#### Smoking-Attributable Direct Medical Expenditures, 1998

Ambulatory	\$184,000,000
Hospital	\$154,000,000
Nursing Home	\$130,000,000
Prescription Drugs	\$55,000,000
Other	\$38,000,000
Annual Total	\$561,000,000
Annual Per Capita	\$204

#### Smoking-Attributable Productivity Costs, 1999

Annual Total	\$1,298,000,000
Annual Per Capita	\$469

### State Revenue from Tobacco Sales and Settlement

Tobacco settlement revenue received in 2001	\$211,149,286
Gross cigarette tax revenue collected in 2000	\$49,247,000
Cigarette tax per pack was \$0.18 in 2001	
Cigarette sales were 97.2 packs per capita in 2000	

### Investment in Tobacco Control

<i>FUNDING SOURCE</i>	<i>FY02 AMOUNT</i>	<i>FUNDING CYCLE</i>
State Appropriation—Settlement (Tobacco Only)	\$0	
State Appropriation—Excise Tax Revenue	\$0	
State Appropriation—Other	\$0	
Non-Governmental Source—Partnership for a Healthier Mississippi	\$21,782,613	6/01–5/02
<b>Subtotal: State Sources</b>	<b>\$21,782,613</b>	
Federal—CDC Office on Smoking and Health	\$380,796	6/01–5/02
Federal—SAMHSA	\$131,834	10/01–9/02
Non-Government Source—American Legacy Foundation	\$0	
Non-Government Source—RWJF/AMA	\$299,196	6/01–5/02
<b>Subtotal: Federal/National Sources</b>	<b>\$811,826</b>	
<b>FY02 Total Investment in Tobacco Control</b>		<b>\$22,594,439</b>
<b>CDC <i>Best Practices</i> Recommended Annual Total (Lower Estimate)</b>		<b>\$18,788,000</b>
<b>CDC <i>Best Practices</i> Recommended Annual Total (Upper Estimate)</b>		<b>\$46,804,000</b>
<b>FY02 Per Capita Investment in Tobacco Control</b>		<b>\$7.87</b>